

81

Annexure 6A

Pre-arrangement Shareholding Pattern

**Gujarat Fluorochemicals Limited**  
**Format of holding of specified securities**

1. Name of Listed Entity: **Gujarat Fluorochemicals Limited**
2. Scrip Code/Name of Scrip/Class of Security: **BSE - 542812 & NSE - FLUOROCHEM**
3. Share Holding Pattern Filed under: **31(1)b**
4. Share Holding Pattern as on: **30<sup>th</sup> September, 2024**
5. **Declaration: The Listed entity is required to submit the following declaration to the extent of submission of information:**

Sr. No.	Particulars	Yes/No	
1	Whether the Listed Entity has issued any partly paid up shares?	No	
2	Whether the Listed Entity has issued any Convertible Securities or Warrants?	No	
3	Whether the Listed Entity has any shares against which depository receipts are issued?	No	
4	Whether the Listed Entity has any shares in locked-in?	No	
5	Whether any shares held by promoters are pledge or otherwise encumbered?	Yes	Promoter and Promoter Group
6	Whether the Company has equity shares with differential voting rights?	No	
7	Whether the Listed Entity has any significant beneficial owner?	Yes	

BSCW



82

**Gujarat Fluorochemicals Limited**  
**Table I - Summary Statement holding of specified securities**

Category	Category of shareholder	Nos. of shareholders	No. of fully paid up equity shares held	No. of Partly paid-up equity shares held	No. of shares underlying Depository Receipts	Total nos. shares held	Shareholding as a % of total no. of shares (calculated as per SCRR, 1957)	Number of Voting Rights held in each class of securities				No. of Shares Underlying Outstanding convertible securities (including Warrants)	Shareholding, as a % assuming full conversion of convertible securities (as a percentage of diluted share capital)	Number of Locked in shares		Number of Shares pledged or otherwise encumbered		Number of equity shares held in dematerialised form
								No of Voting Rights			Total as a % of (A+B+C)			No. (a)	As a % of total Shares held(b)	No. (a)	As a % of total Shares held(b)	
								Class eg: X	Class eg: y	Total								
(I)	(II)	(III)	(IV)	(V)	(VI)	(VII) = (IV)+(V)+(VI)	(VIII) As a % of (A+B+C2)	(IX)				(X)	(XI)= (VII)+(X) As a % of (A+B+C2)	(XII)		(XIII)		(XIV)
(A)	Promoter & Promoter Group	7	68740906	0	0	68740906	62.58	68740906	0	68740906	62.58	0	62.58	0	0	939000	1.37	68740906
(B)	Public	66585	41109094	0	0	41109094	37.42	41109094	0	41109094	37.42	0	37.42	0	0	NA	NA	40410094
(C)	Non Promoter - Non Public				0				0			0		0	NA	NA		
(C1)	Shares Underlying DRs	0	0	0	0	0	0.00	0	0	0	0.00	0	0.00	0	0	NA	NA	0
(C2)	Shares Held by Employee Trust	0	0	0	0	0	0.00	0	0	0	0.00	0	0.00	0	0	NA	NA	0
	Total	66592	109850000	0	0	109850000	100.00	109850000	0	109850000	100.00	0	100.00	0	0	939000	0.85	109151000



*BSCW*

**Gujarat Fluorochemicals Limited**  
**Table II - Statement showing shareholding pattern of the Promoter and Promoter Group**

	Category & Name of the shareholders	Entity Type	PAN	Nos. of shareholders	No. of fully paid up equity shares held	Partly paid-up equity shares held	No. of shares underlying Depository Receipts	Total nos. shares held	Shareholding % calculated as per SCRR, 1957 As a % of (A+B+C2)	Number of Voting Rights held in each class of securities				No. of Shares Underlying Outstanding convertible securities (including Warrants)	Shareholding %, as a % assuming full conversion of convertible securities (as a percentage of diluted share capital)	Number of Locked in shares		Number of Shares pledged or otherwise encumbered		Number of equity shares held in dematerialised form
										No of Voting Rights			Total as a % of Total Voting Rights			No. (a)	As a % of total Shares held(b)	No. (a)	As a % of total Shares held(b)	
										Class eg: X	Class eg: Y	Total								
	(I)		(II)	(III)	(IV)	(V)	(VI)	(VII) = [(IV)+(V)+(VI)]	(VIII) As a % of (A+B+C2)	(IX)				(X)	(XI) = [(VII)+(X)] As a % of (A+B+C2)	(XII)		(XIII)		(XIV)
1	Indian																			
(a)	Individuals / Hindu Undivided Family			4	60200	0	0	60200	0.05	60200	0	60200	0.05	0	0.05	0	0	0	0.00	60200
	Devendra Kumar Jain	Promoter Group	AAAPJ4761D	1	20100	0	0	20100	0.02	20100	0	20100	0.02	0	0.02	0	0	0	0.00	20100
	Vivek Kumar Jain	Promoter Group	AAAPJ4588L	1	20100	0	0	20100	0.02	20100	0	20100	0.02	0	0.02	0	0	0	0.00	20100
	Devansh Jain	Promoter Group	AFTPJ1036R	1	10000	0	0	10000	0.01	10000	0	10000	0.01	0	0.01	0	0	0	0.00	10000
	Nandita Jain	Promoter Group	AAFPJ7529N	1	10000	0	0	10000	0.01	10000	0	10000	0.01	0	0.01	0	0	0	0.00	10000
(b)	Central Government / State Government(s)			0	0	0	0	0	0.00	0	0	0	0.00	0	0.00	0	0	0	0.00	0
(c)	Financial Institutions / Banks			0	0	0	0	0	0.00	0	0	0	0.00	0	0.00	0	0	0	0.00	0
(d)	Any Other (Specify)			3	68680706	0	0	68680706	62.52	68680706	0	68680706	62.52	0	62.52	0	0	939000	1.37	68680706
	Bodies Corporate			3	68680706	0	0	68680706	62.52	68680706	0	68680706	62.52	0	62.52	0	0	939000	1.37	68680706
	Inox Leasing and Finance Limited	Promoter Group	AAAC11954L	1	57791906	0	0	57791906	52.61	57791906	0	57791906	52.61	0	52.61	0	0	515000	0.89	57791906
	Aryavardhan Trading LLP	Promoter Group	ACVFS1248K	1	5576440	0	0	5576440	5.08	5576440	0	5576440	5.08	0	5.08	0	0	0	0.00	5576440
	Devansh Trademart LLP	Promoter Group	AALFD4025D	1	5312360	0	0	5312360	4.84	5312360	0	5312360	4.84	0	4.84	0	0	424000	7.98	5312360
	Sub Total (A)(1)			7	68740906	0	0	68740906	62.58	68740906	0	68740906	62.58	0	62.58	0	0	939000	1.37	68740906
2	Foreign																			
(a)	Individuals (Non-Resident Individuals / Foreign Individuals)			0	0	0	0	0	0.00	0	0	0	0.00	0	0.00	0	0	0	0.00	0
(b)	Government			0	0	0	0	0	0.00	0	0	0	0.00	0	0.00	0	0	0	0.00	0
(c)	Institutions			0	0	0	0	0	0.00	0	0	0	0.00	0	0.00	0	0	0	0.00	0



BSCW

84

(d)	Foreign Portfolio Investor			0	0	0	0	0	0.00	0	0	0	0.00	0	0.00	0	0	0	0.00	0
(e)	Any Other (Specify)			0	0	0	0	0	0.00	0	0	0	0.00	0	0.00	0	0	0	0.00	0
	Sub Total (A)(2)			0	0	0	0	0	0.00	0	0	0	0.00	0	0.00	0	0	0	0.00	0
	Total Shareholding Of Promoter And Promoter Group (A)= (A)(1)+(A)(2)			7	68740906	0	0	68740906	62.58	68740906	0	68740906	62.58	0	62.58	0	0	939000	1.37	68740906

Details of Shares which remain unclaimed may be given hear along with details such as number of shareholders, outstanding shares held in demat/unclaimed suspense account, voting rights which are frozen etc.

**Note:**

(1) PAN would not be displayed on website of Stock Exchange(s)

(2) The term 'Encumbrance' has the same meaning as assigned under regulation 28(3) of SEBI (Substantial Acquisition of Shares and Takeovers) Regulations, 2011.

*B50W*



**Gujarat Fluorochemicals Limited**  
**Table III - Statement showing shareholding pattern of the Public shareholder**

	Category & Name of the shareholders	PAN	Nos. of shareholders	No. of fully paid up equity shares held	Partly paid-up equity shares held	No. of shares underlying Depository Receipts	Total nos. shares held	Shareholding % calculated as per SCRR, 1957 As a % of (A+B+C2)	Number of Voting Rights held in each class of securities			No. of Shares Underlying Outstanding convertible securities (including Warrants)	Shareholding, as a % assuming full conversion of convertible securities (as a percentage of diluted share capital)	Number of Locked in shares		Number of Shares pledged or otherwise encumbered		Number of equity shares held in dematerialised form	Sub-categorization of shares						
									No of Voting Rights					Total as a % of Total Voting Rights	No. (a)	As a % of total Shares held (b)	No. (a)		As a % of total Shares held (b)	Shareholding (No. of shares) under					
									Class eg: X	Class eg: Y	Total									Sub - category (i)	Sub - category (ii)	Sub - category (iii)			
	(i)	(ii)	(iii)	(iv)	(v)	(vi)	(vii) = (iv)+(v)+(vi)	(viii) As a % of (A+B+C2)	(ix)			(x)	(xi) = (vii)+(x) As a % of (A+B+C2)	(xii)		(xiii)		(xiv)	(xv)						
1	Institutions (Domestic)																								
(a)	Mutual Fund		20	8413508	0	0	8413508	7.66	8413508	0	8413508	7.66	0	7.66	0	0	NA	NA	8413508	0	0	0			
	Dsp Flexi Cap Fund	AAAJD0430B	1	2597878	0	0	2597878	2.36	2597878	0	2597878	2.36	0	2.36	0	0	NA	NA	2597878	0	0	0			
	Hdfc Mutual Fund - Hdfc Mid-Cap Opportunities Fund	AAATH1809A	1	1807800	0	0	1807800	1.65	1807800	0	1807800	1.65	0	1.65	0	0	NA	NA	1807800	0	0	0			
	Nippon Life India Trustee Ltd-A/C Nippon India Small Cap Fund	AAATR0090B	1	1557632	0	0	1557632	1.42	1557632	0	1557632	1.42	0	1.42	0	0	NA	NA	1557632	0	0	0			
(b)	Venture Capital Funds		0	0	0	0	0	0.00	0	0	0	0.00	0	0.00	0	0	NA	NA	0						
(c)	Alternate Investment Funds		21	777482	0	0	777482	0.71	777482	0	777482	0.71	0	0.71	0	0	NA	NA	777482	0	0	0			
(d)	Banks		2	2000	0	0	2000	0.00	2000	0	2000	0.00	0	0.00	0	0	NA	NA	0	0	0	0			
(e)	Insurance Companies		6	1310842	0	0	1310842	1.19	1310842	0	1310842	1.19	0	1.19	0	0	NA	NA	1310842	0	0	0			
	Life Insurance Corporation of India	AAACL0582H	1	1138684	0	0	1138684	1.04	1138684	0	1138684	1.04	0	1.04	0	0	NA	NA	1138684	0	0	0			
(f)	Provident Funds/ Pension Funds		0	0	0	0	0	0.00	0	0	0	0.00	0	0.00	0	0	NA	NA	0						
(g)	Asset Reconstruction Companies		0	0	0	0	0	0.00	0	0	0	0.00	0	0.00	0	0	NA	NA	0						
(h)	Sovereign Wealth Funds		0	0	0	0	0	0.00	0	0	0	0.00	0	0.00	0	0	NA	NA	0						
(i)	NBFCs registered with RBI		1	24354	0	0	24354	0.02	24354	0	24354	0.02	0	0.02	0	0	NA	NA	24354	0	0	0			
(j)	Other Financial Institutions		0	0	0	0	0	0.00	0	0	0	0.00	0	0.00	0	0	NA	NA	0						
(k)	Any Other (Specify)		0	0	0	0	0	0.00	0	0	0	0.00	0	0.00	0	0	NA	NA	0						
	Sub Total (B)(1)		50	10528186	0	0	10528186	9.58	10528186	0	10528186	9.58	0	9.58	0	0	NA	NA	10526186	0	0	0			
2	Institutions (Foreign)																								
(a)	Foreign Direct Investment		0	0	0	0	0	0.00	0	0	0	0.00	0	0.00	0	0	NA	NA	0						
(b)	Foreign Venture Capital Investors		0	0	0	0	0	0.00	0	0	0	0.00	0	0.00	0	0	NA	NA	0						
(c)	Sovereign Wealth Funds		0	0	0	0	0	0.00	0	0	0	0.00	0	0.00	0	0	NA	NA	0						



*BSCM*

(d)	Foreign Portfolio Investors Category I	162	5142658	0	0	5142658	4.68	5142658	0	5142658	4.68	0	4.68	0	0	NA	NA	5142658	0	0	0
(e)	Foreign Portfolio Investors Category II	16	214495	0	0	214495	0.20	214495	0	214495	0.20	0	0.20	0	0	NA	NA	214495	0	0	0
(f)	Overseas Depositories (holding DRs) (balancing figure)	0	0	0	0	0	0.00	0	0	0	0.00	0	0.00	0	0	NA	NA	0			
(g)	Any Other (Specify)	0	0	0	0	0	0.00	0	0	0	0.00	0	0.00	0	0	NA	NA	0			
	Sub Total (B)(2)	178	5357153	0	0	5357153	4.88	5357153	0	5357153	4.88	0	4.88	0	0	NA	NA	5357153	0	0	0
3	Central Government/ State Government(s)																				
(a)	Central Government / President of India	0	0	0	0	0	0.00	0	0	0	0.00	0	0.00	0	0	NA	NA	0			
(b)	State Government / Governor	1	100	0	0	100	0.00	100	0	100	0.00	0	0.00	0	0	NA	NA	100	0	0	0
(C)	Shareholding by Companies or Bodies Corporate where Central / State Government is a promoter	0	0	0	0	0	0.00	0	0	0	0.00	0	0.00	0	0	NA	NA	0			
	Sub Total (B)(3)	1	100	0	0	100	0.00	100	0	100	0.00	0	0.00	0	0	NA	NA	100	0	0	0
4	Non-Institutions																				
(a)	Associate companies / Subsidiaries	0	0	0	0	0	0.00	0	0	0	0.00	0	0.00	0	0	NA	NA	0			
(b)	Directors and their relatives (excluding Independent Directors and nominee Directors)	0	0	0	0	0	0.00	0	0	0	0.00	0	0.00	0	0	NA	NA	0			
(C)	Key Managerial Personnel	0	0	0	0	0	0.00	0	0	0	0.00	0	0.00	0	0	NA	NA	0			
(D)	Relatives of promoters (other than 'immediate relatives' of promoters disclosed under 'Promoter and Promoter Group' category)	0	0	0	0	0	0.00	0	0	0	0.00	0	0.00	0	0	NA	NA	0			
(E)	Trusts where any person belonging to 'Promoter and Promoter Group' category is 'trustee', 'beneficiary', or 'author of the trust'	0	0	0	0	0	0.00	0	0	0	0.00	0	0.00	0	0	NA	NA	0			
(f)	Investor Education and Protection Fund (IEPF)	1	376003	0	0	376003	0.34	376003	0	376003	0.34	0	0.34	0	0	NA	NA	376003	0	0	0
(g)	i. Resident individual holding nominal share capital up to Rs. 2 lakhs.	61722	9825250	0	0	9825250	8.94	9825250	0	9825250	8.94	0	8.94	0	0	NA	NA	9267250	0	0	0
(h)	ii. Resident individual holding nominal share capital in excess of Rs. 2 lakhs.	4	6640578	0	0	6640578	6.05	6640578	0	6640578	6.05	0	6.05	0	0	NA	NA	6640578	0	0	0
	Aakash Bhanshali	AADPB5433H	5219505	0	0	5219505	4.75	5219505	0	5219505	4.75	0	4.75	0	0	NA	NA	5219505			
(i)	Non Resident Indians (NRIs)	2247	661802	0	0	661802	0.60	661802	0	661802	0.60	0	0.60	0	0	NA	NA	548802	0	0	0
(j)	Foreign Nationals	1	334	0	0	334	0.00	334	0	334	0.00	0	0.00	0	0	NA	NA	334	0	0	0
(k)	Foreign Companies	0	0	0	0	0	0.00	0	0	0	0.00	0	0.00	0	0	NA	NA	0			
(l)	Bodies Corporate	919	6919163	0	0	6919163	6.30	6919163	0	6919163	6.30	0	6.30	0	0	NA	NA	6893163	0	0	0
(m)	Any Other (Specify)	1462	800525	0	0	800525	0.73	800525	0	800525	0.73	0	0.73	0	0	NA	NA	800525	0	0	0
	Trusts	16	35638	0	0	35638	0.03	35638	0	35638	0.03	0	0.03	0	0	NA	NA	35638	0	0	0
	Body Corp-Ltd Liability Partnership	96	280647	0	0	280647	0.26	280647	0	280647	0.26	0	0.26	0	0	NA	NA	280647	0	0	0
	Hindu Undivided Family	1341	481678	0	0	481678	0.44	481678	0	481678	0.44	0	0.44	0	0	NA	NA	481678	0	0	0
	Clearing Member	9	2562	0	0	2562	0.00	2562	0	2562	0.00	0	0.00	0	0	NA	NA	2562	0	0	0
	Sub Total (B)(4)	66356	25223655	0	0	25223655	22.96	25223655	0	25223655	22.96	0	22.96	0	0	NA	NA	24526655	0	0	0
	Total Public Shareholding (B)= (B)(1)+(B)(2)+(B)(3)+b(4)	66585	41109094	0	0	41109094	37.42	41109094	0	41109094	37.42	0	37.42	0	0	NA	NA	40410094	0	0	0



Bum

87

Details of the shareholders acting as persons in Concert including their Shareholding (No. and %): Nil

Details of Shares which remain unclaimed may be given here along with details such as number of shareholders, outstanding shares held in demat/unclaimed suspense account, voting rights which are frozen etc.: Nil

**Note:**

(1) PAN would not be displayed on website of Stock Exchange(s).

(2) The above format needs to be disclosed along with the names of the shareholders holding 1% or more than 1% of shares of the listed entity. Column no. (XIII) is not applicable in the above format.

(3) W.r.t. the information pertaining to Depository Receipts, the same may be disclosed in the respective columns to the extent information available and the balance to be disclosed as held by custodian.

(4) Categorization and disclosure of each shareholder category should be carried out in the order prescribed in the above format. If a shareholder is falling under more than one category, then the same shall be classified in the category falling first in the order prescribed in the above format. Shareholding under any of the categories shall be unique and will not be duplicated under multiple categories.

(5) Sub-categorization of shares under column no.(XV) will be based on shareholding(no. of shares)under the following sub-categories:

- (i) Shareholder who are represented by a nominee Director on the board of the listed entity or have the right to nominate a representative (i.e. Director) on the board of the listed entity.
- (ii) Shareholder who have entered into shareholder agreement with the listed entity.
- (iii) Shareholders acting as persons in concert with promoters.

BSM



✓

**Gujarat Fluorochemicals Limited**  
**Table IV - Statement showing shareholding pattern of the Non Promoter - Non Public shareholder**

Category & Name of the shareholders	Nos. of shareholders	No. of fully paid up equity shares held	Partly paid-up equity shares held	No. of shares underlying Depository Receipts	Total nos. shares held	Shareholding % calculated as per SCRR, 1957 As a % of (A+B+C2)	Number of Voting Rights held in each class of securities			No. of Shares Underlying Outstanding convertible securities (including Warrants)	Shareholding , as a % assuming full conversion of convertible securities ( as a percentage of diluted share capital)	Number of Locked in shares		Number of Shares pledged or otherwise encumbered		Number of equity shares held in dematerialised form		
							No of Voting Rights		Total as a % of (A+B+C)			No. (a)	As a % of total Shares held(b)	No. (a)	As a % of total Shares held(b)			
							Class eg: X	Class eg: Y									Total	
(I)	(II)	(III)	(IV)	(V)	(VI)	(VII) = (IV)+(V) + (VI)	(VIII) As a % of (A+B+C2)	(IX)			(X)	(XI) = (VII)+(X) As a % of (A+B+C2)	(XII)		(XIII)	(XIV)		
1 Custodian/DR Holder	0	0	0	0	0	0	0.00	0	0	0	0.00	0	0.00	0	0.00	NA	NA	0
2 Employee Benefit Trust / Employee Welfare Trust under SEBI (Share based Employee Benefits and Sweat Equity) Regulations, 2021	0	0	0	0	0	0	0.00	0	0	0	0.00	0	0.00	0	0.00	NA	NA	0
Total Non-Promoter- Non Public Shareholding (C)= (C){1}+(C){2}	0	0	0	0	0	0	0.00	0	0	0	0.00	0	0.00	0	0.00	NA	NA	0

**Note:**

- (1) PAN would not be displayed on website of Stock Exchange(s).
- (2) The above format needs to be disclosed along with the names of the shareholders holding 1% or more than 1% of shares of the listed entity. Column no. (XIII) is not applicable in the above format.
- (3) W.r.t. the information pertaining to Depository Receipts, the same may be disclosed in the respective columns to the extent information available.

*BSCW*





**Gujarat Fluorochemicals Limited**  
**Table V- Statement showing details of significant beneficial owners (SBOs)**

Sr. No.	Details of SBO		Details of the registered owner		Details of holding/ exercise of right of the SBO in the reporting company, whether direct or indirect					Date of creation / acquisition of significant beneficial interest
	Name	Nationality	Name	Nationality	Whether by virtue of:					
					Shares	Voting Rights	Rights on distributable dividend or any other distribution	Exercise of Control	Exercise of significant influence	
1	Devendra Kumar Jain	India	Inox Leasing and Finance Limited	India	62.58	62.58	62.58	No	No	08-08-2019
2	Vivek Kumar Jain	India	Inox Leasing and Finance Limited	India	62.58	62.58	62.58	No	No	08-08-2019
3	Nandita Jain	India	Inox Leasing and Finance Limited	India	62.58	62.58	62.58	No	No	08-08-2019
4	Devansh Jain	India	Inox Leasing and Finance Limited	India	62.58	62.58	62.58	No	No	08-08-2019
5	Avarna Jain	India	Inox Leasing and Finance Limited	India	52.66	52.66	52.66	No	No	08-08-2019
6	Manju Jain	India	Inox Leasing and Finance Limited	India	52.66	52.66	52.66	No	No	08-08-2019
7	Devika Chaturvedi	India	Inox Leasing and Finance Limited	India	52.66	52.66	52.66	No	No	08-08-2019

*BSM*



90

**Gujarat Fluorochemicals Limited**  
**Table VI - Statement showing foreign ownership limits**

<b>Particular</b>	<b>Approved limits (%)</b>	<b>Limits utilized (%)</b>
As on shareholding date (30 <sup>th</sup> September, 2024)	100.00	4.88
As on the end of previous 1 <sup>st</sup> quarter	100.00	5.20
As on the end of previous 2 <sup>nd</sup> quarter	100.00	4.82
As on the end of previous 3 <sup>rd</sup> quarter	100.00	4.57
As on the end of previous 4 <sup>th</sup> quarter	100.00	4.51

*BSCW*



**Post-arrangement Shareholding Pattern****Gujarat Fluorochemicals Limited  
Format of holding of specified securities**

1. Name of Listed Entity: **Gujarat Fluorochemicals Limited**
2. Scrip Code/Name of Scrip/Class of Security: **BSE - 542812 & NSE - FLUOROCHEM**
3. Share Holding Pattern Filed under: **31(1)b**
4. Share Holding Pattern as on: **Post proposed Composite Scheme of Arrangement**
5. **Declaration: The Listed entity is required to submit the following declaration to the extent of submission of information:**

Sr. No.	Particulars	Yes/No	
1	Whether the Listed Entity has issued any partly paid up shares?	No	
2	Whether the Listed Entity has issued any Convertible Securities or Warrants?	No	
3	Whether the Listed Entity has any shares against which depository receipts are issued?	No	
4	Whether the Listed Entity has any shares in locked-in?	No	
5	Whether any shares held by promoters are pledge or otherwise encumbered?	Yes	Promoter and Promoter Group
6	Whether the Company has equity shares with differential voting rights?	No	
7	Whether the Listed Entity has any significant beneficial owner?	Yes	

BSM



**Gujarat Fluorochemicals Limited**  
**Table I - Summary Statement holding of specified securities**


Category	Category of shareholder	Nos. of shareholders	No. of fully paid up equity shares held	No. of Partly paid-up equity shares held	No. of shares underlying Depository Receipts	Total nos. shares held	Shareholding as a % of total no. of shares (calculated as per SCRR, 1957)	Number of Voting Rights held in each class of securities			No. of Shares Underlying Outstanding convertible securities (including Warrants)	Shareholding, as a % assuming full conversion of convertible securities (as a percentage of diluted share capital)	Number of Locked in shares		Number of Shares pledged or otherwise encumbered		Number of equity shares held in dematerialised form	
								No of Voting Rights					Total as a % of (A+B+C)	No. (a)	As a % of total Shares held(b)	No. (a)		As a % of total Shares held(b)
								Class eg: X	Class eg: y	Total								
(I)	(II)	(III)	(IV)	(V)	(VI)	(VII) = (IV)+(V)+(VI)	(VIII) As a % of (A+B+C2)	(IX)			(X)	(XI) = (VII)+(X) As a % of (A+B+C2)	(XII)		(XIII)		(XIV)	
(A)	Promoter & Promoter Group	8	67174958	0	0	67174958	61.15	67174958	0	67174958	61.15	0	61.15	0	0	424000	0.39	67174958
(B)	Public	67950	42675042	0	0	42675042	38.85	42675042	0	42675042	38.85	0	38.85	0	0	NA	NA	42137482
(C)	Non Promoter - Non Public	0	0	0	0	0	0	0	0	0	0	0	0	0	0	NA	NA	0
(C1)	Shares Underlying DRs	0	0	0	0	0	0.00	0	0	0	0.00	0	0.00	0	0	NA	NA	0
(C2)	Shares Held by Employee Trust	0	0	0	0	0	0.00	0	0	0	0.00	0	0.00	0	0	NA	NA	0
	Total	67958	109850000	0	0	109850000	100.00	109850000	0	109850000	100.00	0	100.00	0	0	424000	0.39	109312440



*Bum*

**Gujarat Fluorochemicals Limited**  
**Table II - Statement showing shareholding pattern of the Promoter and Promoter Group**

	Category & Name of the shareholders	Entity Type	PAN	Nos. of shareholders	No. of fully paid up equity shares held	Partly paid-up equity shares held	No. of shares underlying Depository Receipts	Total nos. shares held	Shareholding % calculated as per SCRR, 1957 As a % of (A+B+C2)	Number of Voting Rights held in each class of securities			No. of Shares Underlying Outstanding convertible securities (Including Warrants)	Shareholding %, as a % assuming full conversion of convertible securities ( as a percentage of diluted share capital)	Number of Locked in shares		Number of Shares pledged or otherwise encumbered		Number of equity shares held in dematerialised form	
										No of Voting Rights					Total as a % of Total Voting Rights	No. (a)	As a % of total Shares held(b)	No. (a)		As a % of total Shares held(b)
										Class eg: X	Class eg: Y	Total								
	(I)		(II)	(III)	(IV)	(V)	(VI)	(VII) = (IV)+(V)+(VI)	(VIII) As a % of (A+B+C2)	(IX)			(X)	(XI) = (VII)+(X) As a % of (A+B+C2)	(XII)		(XIII)		(XIV)	
1	Indian																			
(a)	Individuals / Hindu Undivided Family			6	55998659	0	0	55998659	50.98	55998659	0	55998659	50.98	0	50.98	0	0	0	0.00	55998659
	Devendra Kumar Jain	Promoter	AAAPJ4761D	1	428120	0	0	428120	0.39	428120	0	428120	0.39	0	0.39	0	0	0	0.00	428120
	Vivek Kumar Jain	Promoter	AAAPJ4588L	1	35372427	0	0	35372427	32.20	35372427	0	35372427	32.20	0	32.20	0	0	0	0.00	35372427
	Devansh Jain	Promoter	AFTPJ1036R	1	13669194	0	0	13669194	12.44	13669194	0	13669194	12.44	0	12.44	0	0	0	0.00	13669194
	Nandita Jain	Promoter	AAF PJ7529N	1	6032260	0	0	6032260	5.49	6032260	0	6032260	5.49	0	5.49	0	0	0	0.00	6032260
	Avarna Jain	Promoter	AHFG0255P	1	291877	0	0	291877	0.27	291877	0	291877	0.27	0	0.27	0	0	0	0.00	291877
	Devika Chaturvedi	Promoter Group	AEEPJ4626D	1	204781	0	0	204781	0.19	204781	0	204781	0.19	0	0.19	0	0	0	0.00	204781
(b)	Central Government / State Government(s)			0	0	0	0	0	0.00	0	0	0	0.00	0	0.00	0	0	0	0.00	0
(c)	Financial Institutions / Banks			0	0	0	0	0	0.00	0	0	0	0.00	0	0.00	0	0	0	0.00	0
(d)	Any Other (Specify)			2	11176299	0	0	11176299	10.17	11176299	0	11176299	10.17	0	10.17	0	0	424000	0.39	11176299
	Bodies Corporate			2	11176299	0	0	11176299	10.17	11176299	0	11176299	10.17	0	10.17	0	0	424000	0.39	11176299
	Aryavardhan Trading LLP	Promoter Group	ACVFS1248K	1	5720919	0	0	5720919	5.21	5720919	0	5720919	5.21	0	5.21	0	0	0	0.00	5720919
	Devansh Trademart LLP	Promoter Group	AALFD4025D	1	5455380	0	0	5455380	4.96	5455380	0	5455380	4.96	0	4.96	0	0	424000	0.39	5455380
	Sub Total (A)(1)			8	66970177	0	0	66970177	60.96	66970177	0	66970177	60.96	0	60.96	0	0	424000	0.39	66970177
2	Foreign																			
(a)	Individuals [Non-Resident Individuals / Foreign Individuals]																			
(b)	Government			0	0	0	0	0	0.00	0	0	0	0.00	0	0.00	0	0	0	0.00	0
(c)	Institutions			0	0	0	0	0	0.00	0	0	0	0.00	0	0.00	0	0	0	0.00	0



BSCM

(d)	Foreign Portfolio Investor				0	0	0	0	0	0.00	0	0	0	0.00	0	0	0	0.00	0
(e)	Any Other (Specify)				0	0	0	0	0	0.00	0	0	0	0.00	0	0	0	0.00	0
	Sub Total (A)(2)				0	0	0	0	0	0.00	0	0	0	0.00	0	0	0	0.00	0
	Total Shareholding of Promoter And Promoter Group (A)= (A)(1)+(A)(2)				8	67174958	0	0	67174958	61.15	67174958	0	67174958	61.15	0	0	939000	1.37	67174958

Details of Shares which remain unclaimed may be given hear along with details such as number of shareholders, outstanding shares held in demat/unclaimed suspense account, voting rights which are frozen etc.

**Note:**

- (1) PAN would not be displayed on website of Stock Exchange(s)
- (2) The term 'Encumbrance' has the same meaning as assigned under regulation 28(3) of SEBI (Substantial Acquisition of Shares and Takeovers) Regulations, 2011.

*BCW*



**Gujarat Fluorochemicals Limited**  
**Table III - Statement showing shareholding pattern of the Public shareholder**

Category & Name of the shareholders	PAN	Nos. of shareholders	No. of fully paid up equity shares held	Partly paid-up equity shares held	No. of shares underlying Depository Receipts	Total nos. shares held	Shareholding % calculated as per SCRR, 1957 As a % of [A+B+C2]	Number of Voting Rights held in each class of securities				No. of Shares Underlying Outstanding convertible securities (including Warrants)	Shareholding, as a % assuming full conversion of convertible securities (as a percentage of diluted share capital)	Number of Locked in shares		Number of Shares pledged or otherwise encumbered		Number of equity shares held in dematerialised form	Sub-categorization of shares																				
								No of Voting Rights			Total as a % of Total Voting Rights			No. (a)	As a % of total Shares held (b)	No. (a)	As a % of total Shares held (b)		Shareholding (No. of shares) under																				
								Class eg: X	Class eg: Y	Total									Sub - category (i)	Sub - category (ii)	Sub - category (iii)																		
(I)		(III)	(IV)	(V)	(VI)	(VII) = (IV)+(V)+(VI)	(VIII) As a % of [A+B+C2]	(IX)				(X)	(XI) = (VII)+(X) As a % of [A+B+C2]	(XII)	(XIII)	(XIV)	(XV)																						
<b>1</b>	<b>Institutions (Domestic)</b>																																						
(a)	Mutual Fund		21	8438026	0	0	8438026	7.68	8438026	0	8438026	7.68	0	7.68	0	0	NA	NA	8438026	0	0	0																	
	Dsp Flexi Cap Fund	AAAJD0430B	1	2597878	0	0	2597878	2.36	2597878	0	2597878	2.36	0	2.36	0	0	NA	NA	2597878	0	0	0																	
	Hdfc Mutual Fund - Hdfc Mid-Cap Opportunities Fund	AAATH1809A	1	1807800	0	0	1807800	1.65	1807800	0	1807800	1.65	0	1.65	0	0	NA	NA	1807800	0	0	0																	
	Nippon Life India Trustee Ltd-A/C Nippon India Small Cap Fund	AAATR0090B	1	1557632	0	0	1557632	1.42	1557632	0	1557632	1.42	0	1.42	0	0	NA	NA	1557632	0	0	0																	
(b)	Venture Capital Funds		0	0	0	0	0	0.00	0	0	0	0.00	0	0.00	0	0	NA	NA	0	0	0																		
(c)	Alternate Investment Funds		21	777482	0	0	777482	0.71	777482	0	777482	0.71	0	0.71	0	0	NA	NA	777482	0	0	0																	
(d)	Banks		2	2000	0	0	2000	0.00	2000	0	2000	0.00	0	0.00	0	0	NA	NA	0	0	0																		
(e)	Insurance Companies		6	1310842	0	0	1310842	1.19	1310842	0	1310842	1.19	0	1.19	0	0	NA	NA	1310842	0	0	0																	
	Life Insurance Corporation of India	AAACL0582H	1	1138684	0	0	1138684	1.04	1138684	0	1138684	1.04	0	1.04	0	0	NA	NA	1138684	0	0	0																	
(f)	Provident Funds/ Pension Funds		0	0	0	0	0	0.00	0	0	0	0.00	0	0.00	0	0	NA	NA	0	0	0																		
(G)	Asset Reconstruction Companies		0	0	0	0	0	0.00	0	0	0	0.00	0	0.00	0	0	NA	NA	0	0	0																		
(h)	Sovereign Wealth Funds		0	0	0	0	0	0.00	0	0	0	0.00	0	0.00	0	0	NA	NA	0	0	0																		
(i)	NBFCs registered with RBI		1	24354	0	0	24354	0.02	24354	0	24354	0.02	0	0.02	0	0	NA	NA	24354	0	0	0																	
(j)	Other Financial Institutions		0	0	0	0	0	0.00	0	0	0	0.00	0	0.00	0	0	NA	NA	0	0	0																		
(k)	Any Other (Specify)		0	0	0	0	0	0.00	0	0	0	0.00	0	0.00	0	0	NA	NA	0	0	0																		
	<b>Sub Total (B)(1)</b>		<b>51</b>	<b>10552704</b>	<b>0</b>	<b>0</b>	<b>10552704</b>	<b>9.61</b>	<b>10552704</b>	<b>0</b>	<b>10552704</b>	<b>9.61</b>	<b>0</b>	<b>9.61</b>	<b>0</b>	<b>0</b>	<b>NA</b>	<b>NA</b>	<b>10552704</b>	<b>0</b>	<b>0</b>	<b>0</b>																	
<b>2</b>	<b>Institutions (Foreign)</b>																																						
(a)	Foreign Direct Investment		0	0	0	0	0	0.00	0	0	0	0.00	0	0.00	0	0	NA	NA	0	0	0																		
(b)	Foreign Venture Capital Investors		0	0	0	0	0	0.00	0	0	0	0.00	0	0.00	0	0	NA	NA	0	0	0																		
(c)	Sovereign Wealth Funds		0	0	0	0	0	0.00	0	0	0	0.00	0	0.00	0	0	NA	NA	0	0	0																		
(d)	Foreign Portfolio Investors Category I		162	5142658	0	0	5142658	4.68	5142658	0	5142658	4.68	0	4.68	0	0	NA	NA	5142658	0	0	0																	



*BCW*

(e)	Foreign Portfolio Investors Category II	16	214495	0	0	214495	0.20	214495	0	214495	0.20	0	0.20	0	0	NA	NA	214495	0	0	0	
(f)	Overseas Depositories (holding DRs) (balancing figure)	0	0	0	0	0	0.00	0	0	0	0.00	0	0.00	0	0	NA	NA	0				
(g)	Any Other (Specify)	0	0	0	0	0	0.00	0	0	0	0.00	0	0.00	0	0	NA	NA	0				
	Sub Total (B)(2)	178	5357153	0	0	5357153	4.88	5357153	0	5357153	4.88	0	4.88	0	0	NA	NA	5357153	0	0	0	
3	Central Government/ State Government(s)																					
(a)	Central Government / President of India	0	0	0	0	0	0.00	0	0	0	0.00	0	0.00	0	0	NA	NA	0				
(b)	State Government / Governor	1	100	0	0	100	0.00	100	0	100	0.00	0	0.00	0	0	NA	NA	100	0	0	0	
(C)	Shareholding by Companies or Bodies Corporate where Central / State Government is a promoter	0	0	0	0	0	0.00	0	0	0	0.00	0	0.00	0	0	NA	NA	0				
	Sub Total (B)(3)	1	100	0	0	100	0.00	100	0	100	0.00	0	0.00	0	0	NA	NA	100	0	0	0	
4	Non-Institutions																					
(a)	Associate companies / Subsidiaries	0	0	0	0	0	0.00	0	0	0	0.00	0	0.00	0	0	NA	NA	0				
(b)	Directors and their relatives (excluding Independent Directors and nominee Directors)	0	0	0	0	0	0.00	0	0	0	0.00	0	0.00	0	0	NA	NA	0				
(C)	Key Managerial Personnel	0	0	0	0	0	0.00	0	0	0	0.00	0	0.00	0	0	NA	NA	0				
(D)	Relatives of promoters (other than 'immediate relatives' of promoters disclosed under 'Promoter and Promoter Group' category)	0	0	0	0	0	0.00	0	0	0	0.00	0	0.00	0	0	NA	NA	0				
(E)	Trusts where any person belonging to 'Promoter and Promoter Group' category is 'trustee', 'beneficiary', or 'author of the trust'	0	0	0	0	0	0.00	0	0	0	0.00	0	0.00	0	0	NA	NA	0				
(f)	Investor Education and Protection Fund (IEPF)	1	667878	0	0	667878	0.60	667878	0	667878	0.60	0	0.60	0	0	NA	NA	667878	0	0	0	
(g)	i. Resident Individual holding nominal share capital up to Rs. 2 lakhs.	63053	10922354	0	0	10922354	9.94	10922354	0	10922354	9.94	0	9.94	0	0	NA	NA	9750153	0	0	0	
(h)	ii. Resident Individual holding nominal share capital in excess of Rs. 2 lakhs.	4	6640578	0	0	6640578	6.05	6640578	0	6640578	6.05	0	6.05	0	0	NA	NA	6640578	0	0	0	
	Aakash Bhanshali	AADPB5433H	1	5219505	0	0	5219505	4.75	5219505	0	5219505	4.75	0	4.75	0	0	NA	NA	5219505			
(i)	Non Resident Indians (NRIs)	2250	725524	0	0	725524	0.66	725524	0	725524	0.66	0	0.66	0	0	NA	NA	612524	0	0	0	
(j)	Foreign Nationals	1	334	0	0	334	0.00	334	0	334	0.00	0	0.00	0	0	NA	NA	334	0	0	0	
(k)	Foreign Companies	0	0	0	0	0	0.00	0	0	0	0.00	0	0.00	0	0	NA	NA	0				
(l)	Bodies Corporate	941	6987812	0	0	6987812	6.36	6987812	0	6987812	6.36	0	6.36	0	0	NA	NA	6952472	0	0	0	
(m)	Any Other (Specify)	1470	820605	0	0	820606	0.75	820606	0	820606	0.75	0	0.75	0	0	NA	NA		0	0	0	
	Trusts	16	35638	0	0	35638	0.03	35638	0	35638	0.03	0	0.03	0	0	NA	NA	35638	0	0	0	
	Body Corp-Ltd Liability Partnership	96	280647	0	0	280647	0.26	280647	0	280647	0.26	0	0.26	0	0	NA	NA	280647	0	0	0	
	Hindu Undivided Family	1349	501759	0	0	501759	0.46	501759	0	501759	0.46	0	0.46	0	0	NA	NA	501759	0	0	0	
	Clearing Member	9	2562	0	0	2562	0.00	2562	0	2562	0.00	0	0.00	0	0	NA	NA	2562	0	0	0	
	Sub Total (B)(4)	67720	26765085	0	0	26765076	24.36	26765076	0	26765076	24.36	0	24.36	0	0	NA	NA	25444543	0	0	0	
	Total Public Shareholding (B)= (B)(1)+(B)(2)+(B)(3)+b(4)	67950	42675042	0	0	42675042	38.85	42675042	0	42675042	38.85	0	38.85	0	0	NA	NA	42137482	0	0	0	



BUM



97

Details of the shareholders acting as persons in Concert including their Shareholding (No. and %): Nil

Details of Shares which remain unclaimed may be given hear along with details such as number of shareholders, outstanding shares held in demat/unclaimed suspense account, voting rights which are frozen etc.: Nil

**Note:**

(1) PAN would not be displayed on website of Stock Exchange(s).

(2) The above format needs to be disclosed along with the names of the shareholders holding 1% or more than 1% of shares of the listed entity. Column no. (XIII) is not applicable in the above format.

(3) W.r.t. the information pertaining to Depository Receipts, the same may be disclosed in the respective columns to the extent information available and the balance to be disclosed as held by custodian.

(4) Categorization and disclosure of each shareholder category should be carried out in the order prescribed in the above format. If a shareholder is falling under more than one category, then the same shall be classified in the category falling first in the order prescribed in the above format. Shareholding under any of the categories shall be unique and will not be duplicated under multiple categories.

(5) Sub-categorization of shares under column no.(XV) will be based on shareholding(no. of shares)under the following sub-categories:

- (i) Shareholder who are represented by a nominee Director on the board of the listed entity or have the right to nominate a representative (i.e. Director) on the board of the listed entity.
- (ii) Shareholder who have entered into shareholder agreement with the listed entity.
- (iii) Shareholders acting as persons in concert with promoters.

BSCW



## Gujarat Fluorochemicals Limited

Table IV - Statement showing shareholding pattern of the Non Promoter - Non Public shareholder

Category & Name of the shareholders	Nos. of shareholders	No. of fully paid up equity shares held	Partly paid-up equity shares held	No. of shares underlying Depository Receipts	Total nos. shares held	Shareholding % calculated as per SCRR, 1957 As a % of (A+B+C2)	Number of Voting Rights held in each class of securities			No. of Shares Underlying Outstanding convertible securities (including Warrants)	Shareholding, as a % assuming full conversion of convertible securities ( as a percentage of diluted share capital)	Number of Locked in shares		Number of Shares pledged or otherwise encumbered		Number of equity shares held in dematerialised form	
							No of Voting Rights					Total as a % of (A+B+C)	No. (a)	As a % of total Shares held(b)	No. (a)		As a % of total Shares held(b)
							Class eg: X	Class eg: Y	Total								
(i)	(iii)	(iv)	(v)	(vi)	(vii) = (iv)+(v) + (vi)	(viii) As a % of (A+B+C2)	(ix)			(x)	(xi) = (vii)+(x) As a % of (A+B+C2)	(xii)		(xiii)		(xiv)	
1 Custodian/DR Holder	0	0	0	0	0	0.00	0	0	0	0.00	0	0.00	0	0.00	NA	NA	0
2 Employee Benefit Trust / Employee Welfare Trust under SEBI (Share based Employee Benefits and Sweat Equity) Regulations, 2021	0	0	0	0	0	0.00	0	0	0	0.00	0	0.00	0	0.00	NA	NA	0
Total Non-Promoter- Non Public Shareholding (C)= (C)(1)+(C)(2)	0	0	0	0	0	0.00	0	0	0	0.00	0	0.00	0	0.00	NA	NA	0

**Note:**

(1) PAN would not be displayed on website of Stock Exchange(s).

(2) The above format needs to be disclosed along with the names of the shareholders holding 1% or more than 1% of shares of the listed entity. Column no. (XIII) is not applicable in the above format.

(3) W.r.t. the information pertaining to Depository Receipts, the same may be disclosed in the respective columns to the extent information available.



BSCW

**Gujarat Fluorochemicals Limited**  
**Table V- Statement showing details of significant beneficial owners (SBOs)**

Sr. No.	Details of SBO		Details of the registered owner		Details of holding/ exercise of right of the SBO in the reporting company, whether direct or indirect					Date of creation / acquisition of significant beneficial interest
	Name	Nationality	Name	Nationality	Whether by virtue of:					
					Shares	Voting Rights	Rights on distributable dividend or any other distribution	Exercise of Control	Exercise of significant influence	
1	Devendra Kumar Jain	India	Aryavardhan Trading LLP/ Devansh Trademart LLP	India	10.70	10.70	10.70	No	No	-
2	Vivek Kumar Jain	India	Aryavardhan Trading LLP/ Devansh Trademart LLP	India	10.70	10.70	10.70	No	No	-
3	Devansh Jain	India	Aryavardhan Trading LLP/ Devansh Trademart LLP	India	10.70	10.70	10.70	No	No	-

BSCM



100

**Gujarat Fluorochemicals Limited**  
**Table VI - Statement showing foreign ownership limits**

Particular	Approved limits (%)	Limits utilized (%)
As on shareholding date (Post proposed Composite Scheme of Arrangement)	100.00	4.88
As on the end of previous 1 <sup>st</sup> quarter	100.00	5.20
As on the end of previous 2 <sup>nd</sup> quarter	100.00	4.82
As on the end of previous 3 <sup>rd</sup> quarter	100.00	4.57
As on the end of previous 4 <sup>th</sup> quarter	100.00	4.51

BSCW



101

Annexure 6B

Pre-arrangement Shareholding Pattern

**Inox Leasing and Finance Limited**  
**Format of holding of specified securities**

1. Name of Entity: **Inox Leasing and Finance Limited**
2. Scrip Code/Name of Scrip/Class of Security: **Not Applicable**
3. Share Holding Pattern Filed under: **31(1)b**
4. Share Holding Pattern as on: **30<sup>th</sup> September, 2024**
5. **Declaration: The Listed entity is required to submit the following declaration to the extent of submission of information:**


Sr. No.	Particulars	Yes/No	
1	Whether the Listed Entity has issued any partly paid up shares?	No	
2	Whether the Listed Entity has issued any Convertible Securities or Warrants?	No	
3	Whether the Listed Entity has any shares against which depository receipts are issued?	No	
4	Whether the Listed Entity has any shares in locked-in?	No	
5	Whether any shares held by promoters are pledge or otherwise encumbered?	No	
6	Whether the Company has equity shares with differential voting rights?	No	
7	Whether the Listed Entity has any significant beneficial owner?	Yes	



BSM

**Inox Leasing and Finance Limited**  
**Table I - Summary Statement holding of specified securities**

Category	Category of shareholder	Nos. of shareholders	No. of fully paid up equity shares held	No. of Partly paid-up equity shares held	No. of shares underlying Depository Receipts	Total nos. shares held	Shareholding as a % of total no. of shares (calculated as per SCRR, 1957)	Number of Voting Rights held in each class of securities				No. of Shares Underlying Outstanding convertible securities (including Warrants)	Shareholding, as a % assuming full conversion of convertible securities (as a percentage of diluted share capital)	Number of Locked in shares		Number of Shares pledged or otherwise encumbered		Number of equity shares held in dematerialised form
								No of Voting Rights			Total as a % of (A+B+C)			No. (a)	As a % of total Shares held(b)	No. (a)	As a % of total Shares held(b)	
								Class eg: X	Class eg: y	Total								
(I)	(II)	(III)	(IV)	(V)	(VI)	(VII) = (IV)+(V)+(VI)	(VIII) As a % of (A+B+C2)	(IX)				(X)	(XI) = (VII)+(X) As a % of (A+B+C2)	(XII)		(XIII)		(XIV)
(A)	Promoter & Promoter Group	8	9631795	0	0	9631795	97.29	9631795	0	9631795	97.29	0	97.29	0	0	NA	NA	9631795
(B)	Public	1366	268255	0	0	268255	2.71	268255	0	268255	2.71	0	2.71	0	0	NA	NA	161440
(C)	Non Promoter - Non Public				0				0			0		0	NA	NA		
(C1)	Shares Underlying DRs	0	0	0	0	0	0.00	0	0	0	0.00	0	0.00	0	0	NA	NA	0
(C2)	Shares Held by Employee Trust	0	0	0	0	0	0.00	0	0	0	0.00	0	0.00	0	0	NA	NA	0
	Total	1374	9900050	0	0	9900050	100.00	9900050	0	9900050	100.00	0	100.00	0	0	NA	NA	9793235




*BSW*

103

## Inox Leasing and Finance Limited

Table II - Statement showing shareholding pattern of the Promoter and Promoter Group

Category & Name of the shareholders	Entity Type	PAN	Nos. of shareholders	No. of fully paid up equity shares held	Partly paid-up equity shares held	No. of shares underlying Depository Receipts	Total nos. shares held	Shareholding % calculated as per SCRR, 1957 As a % of (A+B+C2)	Number of Voting Rights held in each class of securities			No. of Shares Underlying Outstanding convertible securities (including Warrants)	Shareholding %, as a % assuming full conversion of convertible securities (as a percentage of diluted share capital)	Number of Locked in shares		Number of Shares pledged or otherwise encumbered		Number of equity shares held in dematerialised form	
									No of Voting Rights					Total as a % of Total Voting Rights	No. (a)	As a % of total Shares held(b)	No. (a)		As a % of total Shares held(b)
									Class eg: X	Class eg: Y	Total								
(I)			(III)	(IV)	(V)	(VI)	(VII) = (IV)+(V)+(VI)	(VIII) As a % of (A+B+C2)	(IX)			(X)	(XI) = (VII)+(X) As a % of (A+B+C2)	(XII)		(XIII)		(XIV)	
<b>1</b>	<b>Indian</b>																		
(a)	Individuals / Hindu Undivided Family		6	9582545	0	0	9582545	96.79	9582545	0	9582545	96.79	0	96.79	0	0	0	0.00	9582545
	Devendra Kumar Jain	Promoter	1	69896	0	0	69896	0.71	69896	0	69896	0.71	0	0.71	0	0	0	0.00	69896
	Vivek Kumar Jain	Promoter	1	6056035	0	0	6056035	61.17	6056035	0	6056035	61.17	0	61.17	0	0	0	0.00	6056035
	Devansh Jain	Promoter	1	2339890	0	0	2339890	23.64	2339890	0	2339890	23.64	0	23.64	0	0	0	0.00	2339890
	Nandita Jain	Promoter	1	1031644	0	0	1031644	10.41	1031644	0	1031644	10.41	0	10.41	0	0	0	0.00	1031644
	Avarna Jain	Promoter	1	50000	0	0	50000	0.51	50000	0	50000	0.51	0	0.51	0	0	0	0.00	50000
	Devika Chaturvedi	Promoter Group	1	35080	0	0	35080	0.35	35080	0	35080	0.35	0	0.35	0	0	0	0.00	35080
(b)	Central Government / State Government(s)		0	0	0	0	0	0.00	0	0	0	0.00	0	0.00	0	0	0	0.00	0
(c)	Financial Institutions / Banks		0	0	0	0	0	0.00	0	0	0	0.00	0	0.00	0	0	0	0.00	0
(d)	Any Other (Specify)		2	49250	0	0	49250	0.50	49250	0	49250	0.50	0	0.50	0	0	0	0.00	49250
	<b>Bodies Corporate</b>		2	49250	0	0	49250	0.50	49250	0	49250	0.50	0	0.50	0	0	0	0.00	49250
	Aryavardhan Trading LLP	Promoter Group	1	24750	0	0	24750	0.25	24750	0	24750	0.25	0	0.25	0	0	0	0.00	24750
	Devansh Trademart LLP	Promoter Group	1	24500	0	0	24500	0.25	24500	0	24500	0.25	0	0.25	0	0	0	0.00	24500
	<b>Sub Total (A)(1)</b>		<b>8</b>	<b>9631795</b>	<b>0</b>	<b>0</b>	<b>9631795</b>	<b>97.29</b>	<b>9631795</b>	<b>0</b>	<b>9631795</b>	<b>97.29</b>	<b>0</b>	<b>97.29</b>	<b>0</b>	<b>0</b>	<b>0</b>	<b>0.00</b>	<b>9631795</b>
<b>2</b>	<b>Foreign</b>																		
(a)	Individuals (Non-Resident Individuals / Foreign Individuals)		0	0	0	0	0	0.00	0	0	0	0.00	0	0.00	0	0	0	0.00	0
(b)	Government		0	0	0	0	0	0.00	0	0	0	0.00	0	0.00	0	0	0	0.00	0
(c)	Institutions		0	0	0	0	0	0.00	0	0	0	0.00	0	0.00	0	0	0	0.00	0



BSCM

(d)	Foreign Portfolio Investor				0	0	0	0	0	0.00	0	0	0	0.00	0	0	0	0.00	0
(e)	Any Other (Specify)				0	0	0	0	0	0.00	0	0	0	0.00	0	0	0	0.00	0
	Sub Total (A)(2)				0	0	0	0	0	0.00	0	0	0	0.00	0	0	0	0.00	0
	Total Shareholding Of Promoter And Promoter Group (A)= (A)(1)+(A)(2)				8	9631795	0	0	9631795	97.29	9631795	0	9631795	97.29	0	0	0	0	9631795

Details of Shares which remain unclaimed may be given hear along with details such as number of shareholders, outstanding shares held in demat/unclaimed suspense account, voting rights which are frozen etc.

**Note:**

(1) PAN would not be displayed on website of Stock Exchange(s)

(2) The term 'Encumbrance' has the same meaning as assigned under regulation 28(3) of SEBI (Substantial Acquisition of Shares and Takeovers) Regulations, 2011.

*BCW*







3	Central Government/ State Government(s)																					
(a)	Central Government / President of India	0	0	0	0	0	0.00	0	0	0	0.00	0	0.00	0	0	NA	NA	0	0	0	0	
(b)	State Government / Governor	0	0	0	0	0	0.00	0	0	0	0.00	0	0.00	0	0	NA	NA	0	0	0	0	
(C)	Shareholding by Companies or Bodies Corporate where Central / State Government is a promoter	0	0	0	0	0	0.00	0	0	0	0.00	0	0.00	0	0	NA	NA	0	0	0	0	
	Sub Total (B)(3)	0	0	0	0	0	0.00	0	0	0	0.00	0	0.00	0	0	NA	NA	0	0	0	0	
4	Non-Institutions																					
(a)	Associate companies / Subsidiaries	0	0	0	0	0	0.00	0	0	0	0.00	0	0.00	0	0	NA	NA	0	0	0	0	
(b)	Directors and their relatives (excluding Independent Directors and nominee Directors)	0	0	0	0	0	0.00	0	0	0	0.00	0	0.00	0	0	NA	NA	0	0	0	0	
(C)	Key Managerial Personnel	0	0	0	0	0	0.00	0	0	0	0.00	0	0.00	0	0	NA	NA	0	0	0	0	
(D)	Relatives of promoters (other than 'immediate relatives' of promoters disclosed under 'Promoter and Promoter Group' category)	0	0	0	0	0	0.00	0	0	0	0.00	0	0.00	0	0	NA	NA	0	0	0	0	
(E)	Trusts where any person belonging to 'Promoter and Promoter Group' category is 'trustee', 'beneficiary', or 'author of the trust'	0	0	0	0	0	0.00	0	0	0	0.00	0	0.00	0	0	NA	NA	0	0	0	0	
(f)	Investor Education and Protection Fund (IEPF)	1	50000	0	0	0.51	0.00	50000	0	50000	0.51	0	50000	0	0	NA	NA	50000	0	0	0	
(g)	i. Resident individual holding nominal share capital up to Rs. 2 lakhs.	1331	187939	0	0	187939	1.90	187939	0	187939	1.90	0	1.90	0	0	NA	NA	82724	0	0	0	
(h)	ii. Resident individual holding nominal share capital in excess of Rs. 2 lakhs.	0	0	0	0	0	0.00	0	0	0	0.00	0	0.00	0	0	NA	NA	0	0	0	0	
(i)	Non Resident Indians (NRIs)	3	10916	0	0	10916	0.11	10916	0	10916	0.11	0	0.11	0	0	NA	NA	10916	0	0	0	
(j)	Foreign Nationals	0	0	0	0	0	0.00	0	0	0	0.00	0	0.00	0	0	NA	NA	0	0	0	0	
(k)	Foreign Companies	0	0	0	0	0	0.00	0	0	0	0.00	0	0.00	0	0	NA	NA	0	0	0	0	
(l)	Bodies Corporate	22	11760	0	0	11760	0.12	11760	0	11760	0.12	0	0.12	0	0	NA	NA	10160	0	0	0	
(m)	Any Other (Specify)	8	3440	0	0	3440	0.035	3440	0	3440	0.035	0	0.035	0	0	NA	NA	3440	0	0	0	
	Trusts	0	0	0	0	0	0.00	0	0	0	0.00	0	0.00	0	0	NA	NA	0	0	0	0	
	Body Corp-Ltd Liability Partnership	0	0	0	0	0	0.00	0	0	0	0.00	0	0.00	0	0	NA	NA	0	0	0	0	
	Hindu Undivided Family	8	3440	0	0	3440	0.035	3440	0	3440	0.035	0	0.035	0	0	NA	NA	3440	0	0	0	
	Clearing Member	0	0	0	0	0	0.00	0	0	0	0.00	0	0.00	0	0	NA	NA	0	0	0	0	
	Sub Total (B)(4)	1365	264055	0	0	264055	2.67	264055	0	264055	2.67	0	2.67	0	0	NA	NA	157240	0	0	0	
	Total Public Shareholding (B)= (B)(1)+(B)(2)+(B)(3)+b(4)	1366	268255	0	0	268255	2.710	268255	0	268255	2.710	0	2.710	0	0	NA	NA	161440	0	0	0	

Details of the shareholders acting as persons in Concert including their Shareholding (No. and %): Nil  
 Details of Shares which remain unclaimed may be given hear along with details such as number of shareholders, outstanding shares held in demat/unclaimed suspense account, voting rights which are frozen etc.: Nil

**Note:**  
 (1) PAN would not be displayed on website of Stock Exchange(s).  
 (2) The above format needs to be disclosed along with the names of the shareholders holding 1% or more than 1% of shares of the listed entity. Column no. (XIII) is not applicable in the above format.  
 (3) W.r.t. the information pertaining to Depository Receipts, the same may be disclosed in the respective columns to the extent information available and the balance to be disclosed as held by custodian.



*BSCW*

(4) Categorization and disclosure of each shareholder category should be carried out in the order prescribed in the above format. If a shareholder is falling under more than one category, then the same shall be classified in the category falling first in the order prescribed in the above format. Shareholding under any of the categories shall be unique and will not be duplicated under multiple categories.

(5) Sub-categorization of shares under column no.(XV) will be based on shareholding(no. of shares)under the following sub-categories:

- (i) Shareholder who are represented by a nominee Director on the board of the listed entity or have the right to nominate a representative (i.e. Director) on the board of the listed entity.
- (ii) Shareholder who have entered into shareholder agreement with the listed entity.
- (iii) Shareholders acting as persons in concert with promoters.

BSCW



**Inox Leasing and Finance Limited**  
**Table IV - Statement showing shareholding pattern of the Non Promoter - Non Public shareholder**

Category & Name of the shareholders	Nos. of shareholders	No. of fully paid up equity shares held	Partly paid-up equity shares held	No. of shares underlying Depository Receipts	Total nos. shares held	Shareholding % calculated as per SCRR, 1957 As a % of (A+B+C2)	Number of Voting Rights held In each class of securities				No. of Shares Underlying Outstanding convertible securities (including Warrants)	Shareholding, as a % assuming full conversion of convertible securities ( as a percentage of diluted share capital)	Number of Locked in shares		Number of Shares pledged or otherwise encumbered		Number of equity shares held in dematerialised form
							No of Voting Rights			Total as a % of (A+B+C)			No. (a)	As a % of total Shares held(b)	No. (a)	As a % of total Shares held(b)	
							Class eg: X	Class eg: Y	Total								
(i)	(iii)	(iv)	(v)	(vi)	(vii) = (iv)+(v) + (vi)	(viii) As a % of (A+B+C2)	(ix)				(x)	(xi) = (vii)+(x) As a % of (A+B+C2)	(xii)		(xiii)		(xiv)
1	Custodian/DR Holder	0	0	0	0	0.00	0	0	0	0.00	0	0.00	0	0.00	NA	NA	0
2	Employee Benefit Trust / Employee Welfare Trust under SEBI (Share based Employee Benefits and Sweat Equity) Regulations, 2021	0	0	0	0	0.00	0	0	0	0.00	0	0.00	0	0.00	NA	NA	0
	<b>Total Non-Promoter- Non Public Shareholding (C)= (C){1}+(C){2}</b>	0	0	0	0	0.00	0	0	0	0.00	0	0.00	0	0.00	NA	NA	0

**Note:**

- (1) PAN would not be displayed on website of Stock Exchange(s).  
(2) The above format needs to be disclosed along with the names of the shareholders holding 1% or more than 1% of shares of the listed entity. Column no. (XIII) is not applicable in the above format.  
(3) W.r.t. the information pertaining to Depository Receipts, the same may be disclosed in the respective columns to the extent information available.



BSCM

**Inox Leasing and Finance Limited**  
**Table V- Statement showing details of significant beneficial owners (SBOs)**

Sr. No.	Details of SBO		Details of the registered owner		Details of holding/ exercise of right of the SBO in the reporting company, whether direct or indirect					Date of creation / acquisition of significant beneficial interest
	Name	Nationality	Name	Nationality	Whether by virtue of:					
					Shares	Voting Rights	Rights on distributable dividend or any other distribution	Exercise of Control	Exercise of significant influence	
1	Devendra Kumar Jain	India	Aryavardhan Trading LLP/Devansh Traemart LLP	India	97.29	97.29	97.29	No	No	-
2	Vivek Kumar Jain	India	Aryavardhan Trading LLP/Devansh Traemart LLP	India	97.29	97.29	97.29	No	No	-
3	Nandita Jain	India	Aryavardhan Trading LLP/Devansh Traemart LLP	India	97.29	97.29	97.29	No	No	-
4	Devansh Jain	India	Aryavardhan Trading LLP/Devansh Traemart LLP	India	97.29	97.29	97.29	No	No	-
5	Avarna Jain	India	Aryavardhan Trading LLP/Devansh Traemart LLP	India	97.29	97.29	97.29	No	No	-
6	Manju Jain	India	Aryavardhan Trading LLP/Devansh Traemart LLP	India	97.29	97.29	97.29	No	No	-
7	Devika Chaturvedi	India	Aryavardhan Trading LLP/Devansh Traemart LLP	India	97.29	97.29	97.29	No	No	-



*BSM*

**Inox Leasing and Finance Limited**  
**Table VI - Statement showing foreign ownership limits**

<b>Particular</b>	<b>Approved limits (%)</b>	<b>Limits utilized (%)</b>
As on shareholding date (30 <sup>th</sup> September, 2024)	100.00	0.00
As on the end of previous 1 <sup>st</sup> quarter	100.00	0.00
As on the end of previous 2 <sup>nd</sup> quarter	100.00	0.00
As on the end of previous 3 <sup>rd</sup> quarter	100.00	0.00
As on the end of previous 4 <sup>th</sup> quarter	100.00	0.00

*BSM*



Pre-arrangement Shareholding Pattern**Inox Holdings and Investments Limited**  
Format of holding of specified securities

1. Name of Entity: **Inox Holdings and Investments Limited**
2. Scrip Code/Name of Scrip/Class of Security: **Not Applicable**
3. Share Holding Pattern Filed under: **31(1)b**
4. Share Holding Pattern as on: **15<sup>th</sup> November, 2024**
5. **Declaration: The Listed entity is required to submit the following declaration to the extent of submission of information:**

Sr. No.	Particulars	Yes/No	
1	Whether the Listed Entity has issued any partly paid up shares?	No	
2	Whether the Listed Entity has issued any Convertible Securities or Warrants?	No	
3	Whether the Listed Entity has any shares against which depository receipts are issued?	No	
4	Whether the Listed Entity has any shares in locked-in?	No	
5	Whether any shares held by promoters are pledge or otherwise encumbered?	No	
6	Whether the Company has equity shares with differential voting rights?	No	
7	Whether the Listed Entity has any significant beneficial owner?	No	



BUM

**Inox Holdings and Investments Limited**  
**Table I - Summary Statement holding of specified securities**

Category	Category of shareholder	Nos. of shareholders	No. of fully paid up equity shares held	No. of Partly paid-up equity shares held	No. of shares underlying Depository Receipts	Total nos. shares held	Shareholding as a % of total no. of shares (calculated as per SCRR, 1957)	Number of Voting Rights held in each class of securities				No. of Shares Underlying Outstanding convertible securities (including Warrants)	Shareholding, as a % assuming full conversion of convertible securities (as a percentage of diluted share capital)	Number of Locked in shares		Number of Shares pledged or otherwise encumbered		Number of equity shares held in dematerialised form
								No of Voting Rights			Total as a % of (A+B+C)			No. (a)	As a % of total Shares held(b)	No. (a)	As a % of total Shares held(b)	
								Class eg: X	Class eg: Y	Total								
(I)	(II)	(III)	(IV)	(V)	(VI)	(VII) = (IV)+(V)+(VI)	(VIII) As a % of (A+B+C2)	(IX)				(X)	(XI) = (VII)+(X) As a % of (A+B+C2)	(XII)		(XIII)		(XIV)
(A)	Promoter & Promoter Group	7	10000	0	0	10000	100.00	10000	0	10000	100.00	0	100.00	0	0	NA	NA	10000
(B)	Public	0	0	0	0	0	0	0	0	0	0	0	0.00	0	0	NA	NA	0
(C)	Non Promoter - Non Public	0	0	0	0	0	0	0	0	0	0	0	0.00	0	0	NA	NA	0
(C1)	Shares Underlying DRs	0	0	0	0	0	0.00	0	0	0	0.00	0	0.00	0	0	NA	NA	0
(C2)	Shares Held by Employee Trust	0	0	0	0	0	0.00	0	0	0	0.00	0	0.00	0	0	NA	NA	0
	Total	7	10000	0	0	10000	100.00	10000	0	10000	100.00	0	100.00	0	0	NA	NA	10000



*B50W*



**Inox Holdings and Investments Limited**  
**Table II - Statement showing shareholding pattern of the Promoter and Promoter Group**

	Category & Name of the shareholders	Entity Type	Nos. of shareholders	No. of fully paid up equity shares held	Partly paid-up equity shares held	No. of shares underlying Depository Receipts	Total nos. shares held	Shareholding % calculated as per SCRR, 1957 As a % of (A+B+C2)	Number of Voting Rights held in each class of securities			No. of Shares Underlying Outstanding convertible securities (including Warrants)	Shareholding %, as a % assuming full conversion of convertible securities [ as a percentage of diluted share capital)	Number of Locked in shares		Number of Shares pledged or otherwise encumbered		Number of equity shares held in dematerialised form		
									No of Voting Rights					Total as a % of Total Voting Rights	No. (a)	As a % of total Shares held(b)	No. (a)		As a % of total Shares held(b)	
									Class eg: X	Class eg: Y	Total									
(I)			(III)	(IV)	(V)	(VI)	(VII) = (IV)+(V)+(VI)	(VIII) As a % of (A+B+C2)	(IX)			(X)	(XI) = (VII)+(X) As a % of (A+B+C2)	(XII)		(XIII)		(XIV)		
1	Indian																			
(a)	Individuals / Hindu Undivided Family		6	6	0	0	6	0.06	6	0	6	0.06	0	0.06	0	0	0	0.00	6	
	Devendra Kumar Jain	Promoter	AAAPJ4761D	1	1	0	0	1	0.01	1	1	0.01	0	0.01	0	0	0	0.00	1	
	Vivek Kumar Jain	Promoter	AAAPJ4588L	1	1	0	0	1	0.01	1	1	0.01	0	0.01	0	0	0	0.00	1	
	Avarna Jain	Promoter	AHFPG0255P	1	1	0	0	1	0.01	1	0	1	0.01	0	0.01	0	0	0.00	1	
	Mukesh Patni	Promoter	AAAGPP5806K	1	1	0	0	1	0.01	1	0	1	0.01	0	0.01	0	0	0.00	1	
	Manish Garg	Promoter	AQRPG9288K	1	1	0	0	1	0.01	1	0	1	0.01	0	0.01	0	0	0.00	1	
	Shivam Tandon	Promoter	AFXPT6745H	1	1	0	0	1	0.01	1	0	1	0.01	0	0.01	0	0	0.00	1	
(b)	Central Government / State Government(s)			0	0	0	0	0.00	0	0	0	0.00	0	0.00	0	0	0	0.00	0	
(c)	Financial Institutions / Banks			0	0	0	0	0.00	0	0	0	0.00	0	0.00	0	0	0	0.00	0	
(d)	Any Other (Specify)			1	9994	0	0	9994	99.94	9994	0	9994	99.94	0	99.94	0	0	9994	99.94	99.94
	Bodies Corporate			1	9994	0	0	9994	99.94	9994	0	9994	99.94	0	99.94	0	0	9994	99.94	99.94
	Inox Leasing and Finance Limited	Promoter	AAACI1954L	1	9994	0	0	9994	99.94	9994	0	9994	99.94	0	99.94	0	0	9994	99.94	99.94
	<b>Sub Total (A)(1)</b>			<b>7</b>	<b>10000</b>	<b>0</b>	<b>0</b>	<b>10000</b>	<b>99.94</b>	<b>10000</b>	<b>0</b>	<b>10000</b>	<b>99.94</b>	<b>0</b>	<b>99.94</b>	<b>0</b>	<b>0</b>	<b>10000</b>	<b>99.94</b>	<b>99.94</b>
2	Foreign																			
(a)	Individuals (Non-Resident Individuals / Foreign Individuals)			0	0	0	0	0.00	0	0	0	0.00	0	0.00	0	0	0	0.00	0	
(b)	Government			0	0	0	0	0.00	0	0	0	0.00	0	0.00	0	0	0	0.00	0	
(c)	Institutions			0	0	0	0	0.00	0	0	0	0.00	0	0.00	0	0	0	0.00	0	



*BSM*

894

(d)	Foreign Portfolio Investor			0	0	0	0	0	0.00	0	0	0	0.00	0	0.00	0	0	0	0.00	0
(e)	Any Other (Specify)			0	0	0	0	0	0.00	0	0	0	0.00	0	0.00	0	0	0	0.00	0
	Sub Total (A)(2)			0	0	0	0	0	0.00	0	0	0	0.00	0	0.00	0	0	0	0.00	0
	Total Shareholding Of Promoter And Promoter Group (A)= (A)(1)+(A)(2)			7	10000	0	0	10000	100	10000	0	10000	100	0	100	0	0	10000	0.00	10000

Details of Shares which remain unclaimed may be given hear along with details such as number of shareholders, outstanding shares held in demat/unclaimed suspense account, voting rights which are frozen etc.

**Note:**

- (1) PAN would not be displayed on website of Stock Exchange(s)
- (2) The term 'Encumbrance' has the same meaning as assigned under regulation 28(3) of SEBI (Substantial Acquisition of Shares and Takeovers) Regulations, 2011.

B5UMW



Inox Holdings and Investments Limited

Table III - Statement showing shareholding pattern of the Public shareholder

	Category & Name of the shareholders	Nos. of shareholders	No. of fully paid up equity shares held	Partly paid-up equity shares held	No. of shares underlying Depository Receipts	Total nos. shares held	Shareholding % calculated as per SCRR, 1957 As a % of (A+B+C2)	Number of Voting Rights held in each class of securities				No. of Shares Underlying Outstanding convertible securities (including Warrants)	Shareholding, as a % assuming full conversion of convertible securities (as a percentage of diluted share capital)	Number of Locked in shares		Number of Shares pledged or otherwise encumbered		Number of equity shares held in dematerialised form	Sub-categorization of shares					
								No of Voting Rights			Total as a % of Total Voting Rights			No. (a)	As a % of total Shares held (b)	No. (a)	As a % of total Shares held (b)		Shareholding (No. of shares) under					
								Class eg: X	Class eg: Y	Total									Sub-category (i)	Sub-category (ii)	Sub-category (iii)			
	(I)	(III)	(IV)	(V)	(VI)	(VII) = (IV)+(V)+(VI)	(VIII) As a % of (A+B+C2)	(IX)				(X)	(XI) = (VII)+(X) As a % of (A+B+C2)	(XII)		(XIII)		(XIV)	(XV)					
<b>1</b>	<b>Institutions (Domestic)</b>																							
(a)	Mutual Fund	0	0	0	0	0	0.00	0	0	0	0.00	0	0.00	0	0	NA	NA	0	0	0	0	0	0	0
(b)	Venture Capital Funds	0	0	0	0	0	0.00	0	0	0	0.00	0	0.00	0	0	NA	NA	0	0	0	0	0	0	0
(c)	Alternate Investment Funds	0	0	0	0	0	0.00	0	0	0	0.00	0	0.00	0	0	NA	NA	0	0	0	0	0	0	0
(d)	Banks	0	0	0	0	0	0.00	0	0	0	0.00	0	0.00	0	0	NA	NA	0	0	0	0	0	0	0
(e)	Insurance Companies	0	0	0	0	0	0.00	0	0	0	0.00	0	0.00	0	0	NA	NA	0	0	0	0	0	0	0
(f)	Provident Funds/ Pension Funds	0	0	0	0	0	0.00	0	0	0	0.00	0	0.00	0	0	NA	NA	0	0	0	0	0	0	0
(G)	Asset Reconstruction Companies	0	0	0	0	0	0.00	0	0	0	0.00	0	0.00	0	0	NA	NA	0	0	0	0	0	0	0
(h)	Sovereign Wealth Funds	0	0	0	0	0	0.00	0	0	0	0.00	0	0.00	0	0	NA	NA	0	0	0	0	0	0	0
(i)	NBFCs registered with RBI	0	0	0	0	0	0.00	0	0	0	0.00	0	0.00	0	0	NA	NA	0	0	0	0	0	0	0
(j)	Other Financial Institutions	0	0	0	0	0	0.00	0	0	0	0.00	0	0.00	0	0	NA	NA	0	0	0	0	0	0	0
(k)	Any Other (Specify)	0	0	0	0	0	0.00	0	0	0	0.00	0	0.00	0	0	NA	NA	0	0	0	0	0	0	0
	Sub Total (B)(1)	0	0	0	0	0	0.00	0	0	0	0.00	0	0.00	0	0	NA	NA	0	0	0	0	0	0	0
<b>2</b>	<b>Institutions (Foreign)</b>																							
(a)	Foreign Direct Investment	0	0	0	0	0	0.00	0	0	0	0.00	0	0.00	0	0	NA	NA	0	0	0	0	0	0	0
(b)	Foreign Venture Capital Investors	0	0	0	0	0	0.00	0	0	0	0.00	0	0.00	0	0	NA	NA	0	0	0	0	0	0	0
(c)	Sovereign Wealth Funds	0	0	0	0	0	0.00	0	0	0	0.00	0	0.00	0	0	NA	NA	0	0	0	0	0	0	0
(d)	Foreign Portfolio Investors Category I	0	0	0	0	0	0.00	0	0	0	0.00	0	0.00	0	0	NA	NA	0	0	0	0	0	0	0
(e)	Foreign Portfolio Investors Category II	0	0	0	0	0	0.00	0	0	0	0.00	0	0.00	0	0	NA	NA	0	0	0	0	0	0	0
(f)	Overseas Depositories (holding DRs) (balancing figure)	0	0	0	0	0	0.00	0	0	0	0.00	0	0.00	0	0	NA	NA	0	0	0	0	0	0	0
(g)	Any Other (Specify)	0	0	0	0	0	0.00	0	0	0	0.00	0	0.00	0	0	NA	NA	0	0	0	0	0	0	0
	Sub Total (B)(2)	0	0	0	0	0	0.00	0	0	0	0.00	0	0.00	0	0	NA	NA	0	0	0	0	0	0	0



BSCW

3	Central Government/ State Government(s)																				
(a)	Central Government / President of India	0	0	0	0	0	0.00	0	0	0	0.00	0	0.00	0	0	NA	NA	0	0	0	0
(b)	State Government / Governor	0	0	0	0	0	0.00	0	0	0	0.00	0	0.00	0	0	NA	NA	0	0	0	0
(c)	Shareholding by Companies or Bodies Corporate where Central / State Government is a promoter	0	0	0	0	0	0.00	0	0	0	0.00	0	0.00	0	0	NA	NA	0	0	0	0
	Sub Total [B](3)	0	0	0	0	0	0.00	0	0	0	0.00	0	0.00	0	0	NA	NA	0	0	0	0
4	Non-institutions	0	0	0	0	0	0.00	0	0	0	0.00	0	0.00	0	0	NA	NA	0	0	0	0
(a)	Associate companies / Subsidiaries	0	0	0	0	0	0.00	0	0	0	0.00	0	0.00	0	0	NA	NA	0	0	0	0
(b)	Directors and their relatives (excluding Independent Directors and nominee Directors)	0	0	0	0	0	0.00	0	0	0	0.00	0	0.00	0	0	NA	NA	0	0	0	0
(c)	Key Managerial Personnel	0	0	0	0	0	0.00	0	0	0	0.00	0	0.00	0	0	NA	NA	0	0	0	0
(d)	Relatives of promoters (other than 'immediate relatives' of promoters disclosed under 'Promoter and Promoter Group' category)	0	0	0	0	0	0.00	0	0	0	0.00	0	0.00	0	0	NA	NA	0	0	0	0
(e)	Trusts where any person belonging to 'Promoter and Promoter Group' category is 'trustee', 'beneficiary', or 'author of the trust'	0	0	0	0	0	0.00	0	0	0	0.00	0	0.00	0	0	NA	NA	0	0	0	0
(f)	Investor Education and Protection Fund (IEPF)	0	0	0	0	0	0.00	0	0	0	0.00	0	0.00	0	0	NA	NA	0	0	0	0
(g)	i. Resident individual holding nominal share capital up to Rs. 2 lakhs.	0	0	0	0	0	0.00	0	0	0	0.00	0	0.00	0	0	NA	NA	0	0	0	0
(h)	ii. Resident individual holding nominal share capital in excess of Rs. 2 lakhs.	0	0	0	0	0	0.00	0	0	0	0.00	0	0.00	0	0	NA	NA	0	0	0	0
(i)	Non Resident Indians (NRIs)	0	0	0	0	0	0.00	0	0	0	0.00	0	0.00	0	0	NA	NA	0	0	0	0
(j)	Foreign Nationals	0	0	0	0	0	0.00	0	0	0	0.00	0	0.00	0	0	NA	NA	0	0	0	0
(k)	Foreign Companies	0	0	0	0	0	0.00	0	0	0	0.00	0	0.00	0	0	NA	NA	0	0	0	0
(l)	Bodies Corporate	0	0	0	0	0	0.00	0	0	0	0.00	0	0.00	0	0	NA	NA	0	0	0	0
(m)	Any Other (Specify)	0	0	0	0	0	0.00	0	0	0	0.00	0	0.00	0	0	NA	NA	0	0	0	0
	Trusts	0	0	0	0	0	0.00	0	0	0	0.00	0	0.00	0	0	NA	NA	0	0	0	0
	Body Corp-Ltd Liability Partnership	0	0	0	0	0	0.00	0	0	0	0.00	0	0.00	0	0	NA	NA	0	0	0	0
	Hindu Undivided Family	0	0	0	0	0	0.00	0	0	0	0.00	0	0.00	0	0	NA	NA	0	0	0	0
	Clearing Member	0	0	0	0	0	0.00	0	0	0	0.00	0	0.00	0	0	NA	NA	0	0	0	0
	Sub Total [B](4)	0	0	0	0	0	0.00	0	0	0	0.00	0	0.00	0	0	NA	NA	0	0	0	0
	Total Public Shareholding [B]= (B)(1)+(B)(2)+(B)(3)+(B)(4)	0	0	0	0	0	0.00	0	0	0	0.00	0	0.00	0	0	NA	NA	0	0	0	0

Details of the shareholders acting as persons in Concert including their Shareholding (No. and %): Nil  
 Details of Shares which remain unclaimed may be given hear along with details such as number of shareholders, outstanding shares held in demat/unclaimed suspense account, voting rights which are frozen etc.: Nil

**Note:**  
 (1) PAN would not be displayed on website of Stock Exchange(s).  
 (2) The above format needs to be disclosed along with the names of the shareholders holding 1% or more than 1% of shares of the listed entity. Column no. (XIII) is not applicable in the above format.  
 (3) W.r.t. the information pertaining to Depository Receipts, the same may be disclosed in the respective columns to the extent information available and the balance to be disclosed as held by custodian.



*BSCW*

(4) Categorization and disclosure of each shareholder category should be carried out in the order prescribed in the above format. If a shareholder is falling under more than one category, then the same shall be classified in the category falling first in the order prescribed in the above format. Shareholding under any of the categories shall be unique and will not be duplicated under multiple categories.

(5) Sub-categorization of shares under column no.(XV) will be based on shareholding(no. of shares)under the following sub-categories:

- (i) Shareholder who are represented by a nominee Director on the board of the listed entity or have the right to nominate a representative (i.e. Director) on the board of the listed entity.
- (ii) Shareholder who have entered into shareholder agreement with the listed entity.
- (iii) Shareholders acting as persons in concert with promoters.

BSCM



**Inox Holdings and Investments Limited**

**Table IV - Statement showing shareholding pattern of the Non Promoter - Non Public shareholder**

	Category & Name of the shareholders	Nos. of shareholders	No. of fully paid up equity shares held	Partly paid-up equity shares held	No. of shares underlying Depository Receipts	Total nos. shares held	Shareholding % calculated as per SCRR, 1957 As a % of (A+B+C2)	Number of Voting Rights held in each class of securities			No. of Shares Underlying Outstanding convertible securities (including Warrants)	Shareholding , as a % assuming full conversion of convertible securities ( as a percentage of diluted share capital)	Number of Locked in shares		Number of Shares pledged or otherwise encumbered		Number of equity shares held in dematerialised form	
								No of Voting Rights		Total as a % of (A+B+C)			No. (a)	As a % of total Shares held(b)	No. (a)	As a % of total Shares held(b)		
								Class eg: X	Class eg: y									Total
	(I)	(III)	(IV)	(V)	(VI)	(VII) = (IV)+(V) + (VI)	(VIII) As a % of (A+B+C2)	(IX)			(X)	(XI)= (VII)+(X) As a % of (A+B+C2)	(XII)		(XIII)		(XIV)	
1	Custodian/DR Holder	0	0	0	0	0	0.00	0	0	0	0.00	0	0.00	0	0.00	NA	NA	0
2	Employee Benefit Trust / Employee Welfare Trust under SEBI (Share based Employee Benefits and Sweat Equity) Regulations, 2021	0	0	0	0	0	0.00	0	0	0	0.00	0	0.00	0	0.00	NA	NA	0
	<b>Total Non-Promoter- Non Public Shareholding (C)= (C)(1)+(C)(2)</b>	<b>0</b>	<b>0</b>	<b>0</b>	<b>0</b>	<b>0</b>	<b>0.00</b>	<b>0</b>	<b>0</b>	<b>0</b>	<b>0.00</b>	<b>0</b>	<b>0.00</b>	<b>0</b>	<b>0.00</b>	<b>NA</b>	<b>NA</b>	<b>0</b>

**Note:**

- (1) PAN would not be displayed on website of Stock Exchange(s).
- (2) The above format needs to be disclosed along with the names of the shareholders holding 1% or more than 1% of shares of the listed entity. Column no. (XIII) is not applicable in the above format.
- (3) W.r.t. the information pertaining to Depository Receipts, the same may be disclosed in the respective columns to the extent information available.



*BSM*

Inox Holdings and Investments Limited  
Table V- Statement showing details of significant beneficial owners (SBOs)

Sr. No.	Details of SBO		Details of the registered owner		Details of holding/ exercise of right of the SBO in the reporting company, whether direct or indirect					Date of creation / acquisition of significant beneficial interest
	Name	Nationality	Name	Nationality	Whether by virtue of:					
					Shares	Voting Rights	Rights on distributable dividend or any other distribution	Exercise of Control	Exercise of significant influence	
Not Applicable										

*BSM*



**Inox Holdings and Investments Limited**  
**Table VI - Statement showing foreign ownership limits**

<b>Particular</b>	<b>Approved limits (%)</b>	<b>Limits utilized (%)</b>
As on shareholding date (15 <sup>th</sup> November, 2024)	100.00	0.00
As on the end of previous 1 <sup>st</sup> quarter	NA	NA
As on the end of previous 2 <sup>nd</sup> quarter	NA	NA
As on the end of previous 3 <sup>rd</sup> quarter	NA	NA
As on the end of previous 4 <sup>th</sup> quarter	NA	NA

*Bsum*





Post-arrangement Shareholding Pattern

**Inox Holdings and Investments Limited**  
**Format of holding of specified securities**

- 1. Name of Entity: **Inox Holdings and Investments Limited**
- 2. Scrip Code/Name of Scrip/Class of Security: **Not Applicable**
- 3. Share Holding Pattern Filed under: **31(1)b**
- 4. Share Holding Pattern as on: **Post proposed Composite Scheme of Arrangement**
- 5. **Declaration: The Listed entity is required to submit the following declaration to the extent of submission of information:**

Sr. No.	Particulars	Yes/No	
1	Whether the Listed Entity has issued any partly paid up shares?	No	
2	Whether the Listed Entity has issued any Convertible Securities or Warrants?	No	
3	Whether the Listed Entity has any shares against which depository receipts are issued?	No	
4	Whether the Listed Entity has any shares in locked-in?	No	
5	Whether any shares held by promoters are pledge or otherwise encumbered?	No	
6	Whether the Company has equity shares with differential voting rights?	No	
7	Whether the Listed Entity has any significant beneficial owner?	No	



*BSCW*

**Inox Holdings and Investments Limited**  
**Table I - Summary Statement holding of specified securities**


Category	Category of shareholder	Nos. of shareholders	No. of fully paid up equity shares held	No. of Partly paid-up equity shares held	No. of shares underlying Depository Receipts	Total nos. shares held	Shareholding as a % of total no. of shares (calculated as per SCRR, 1957)	Number of Voting Rights held in each class of securities				No. of Shares Underlying Outstanding convertible securities (including Warrants)	Shareholding, as a % assuming full conversion of convertible securities (as a percentage of diluted share capital)	Number of Locked in shares		Number of Shares pledged or otherwise encumbered		Number of equity shares held in dematerialised form
								No of Voting Rights			Total as a % of (A+B+C)			No. (a)	As a % of total Shares held(b)	No. (a)	As a % of total Shares held(b)	
								Class eg: X	Class eg: y	Total								
(I)	(II)	(III)	(IV)	(V)	(VI)	(VII) = (IV)+(V)+(VI)	(VIII) As a % of (A+B+C2)	(IX)				(X)	(XI) = (VII)+(X) As a % of (A+B+C2)	(XII)		(XIII)		(XIV)
(A)	Promoter & Promoter Group	8	9631795	0	0	9631795	97.29	9631795	0	9631795	97.29	0	97.29	0	0	NA	NA	9631795
(B)	Public	1366	268255	0	0	268255	2.71	268255	0	268255	2.71	0	2.71	0	0	NA	NA	161440
(C)	Non Promoter - Non Public				0				0			0		0	NA	NA		
(C1)	Shares Underlying DRs	0	0	0	0	0	0.00	0	0	0	0.00	0	0.00	0	0	NA	NA	0
(C2)	Shares Held by Employee Trust	0	0	0	0	0	0.00	0	0	0	0.00	0	0.00	0	0	NA	NA	0
	Total	1374	9900050	0	0	9900050	100.00	9900050	0	9900050	100.00	0	100.00	0	0	NA	NA	9793235



BEM

**Inox Holdings and Investments Limited**  
**Table II - Statement showing shareholding pattern of the Promoter and Promoter Group**

Category & Name of the shareholders	Entity Type	PAN	Nos. of shareholders	No. of fully paid up equity shares held	Partly paid-up equity shares held	No. of shares underlying Depository Receipts	Total nos. shares held	Shareholding % calculated as per SCRR, 1957 As a % of (A+B+C2)	Number of Voting Rights held in each class of securities			No. of Shares Underlying Outstanding convertible securities (including Warrants)	Shareholding %, as a % assuming full conversion of convertible securities ( as a percentage of diluted share capital)	Number of Locked in shares		Number of Shares pledged or otherwise encumbered		Number of equity shares held in dematerialised form	
									No of Voting Rights					Total as a % of Total Voting Rights	No. (a)	As a % of total Shares held(b)	No. (a)		As a % of Shares held(b)
									Class eg: X	Class eg: Y	Total								
(I)			(III)	(IV)	(V)	(VI)	(VII) = (IV)+(V)+(VI)	(VIII) As a % of (A+B+C2)	(IX)			(X)	(XI) = (VII)+(X) As a % of (A+B+C2)	(XII)		(XIII)	(XIV)		
<b>1</b>	<b>Indian</b>																		
<b>(a)</b>	<b>Individuals / Hindu Undivided Family</b>		<b>6</b>	<b>9582545</b>	<b>0</b>	<b>0</b>	<b>9582545</b>	<b>96.79</b>	<b>9582545</b>	<b>0</b>	<b>9582545</b>	<b>96.79</b>	<b>0</b>	<b>96.79</b>	<b>0</b>	<b>0</b>	<b>0</b>	<b>0.00</b>	<b>9582545</b>
	Devendra Kumar Jain	Promoter	AAAPJ4761D	1	69896	0	69896	0.71	69896	0	69896	0.71	0	0.71	0	0	0	0.00	69896
	Vivek Kumar Jain	Promoter	AAAPJ4588L	1	6056035	0	6056035	61.17	6056035	0	6056035	61.17	0	61.17	0	0	0	0.00	6056035
	Devansh Jain	Promoter	AFTPJ1036R	1	2339890	0	2339890	23.64	2339890	0	2339890	23.64	0	23.64	0	0	0	0.00	2339890
	Nandita Jain	Promoter	AAFJ7529N	1	1031644	0	1031644	10.41	1031644	0	1031644	10.41	0	10.41	0	0	0	0.00	1031644
	Avarna Jain	Promoter	AHFPG0255P	1	50000	0	50000	0.51	50000	0	50000	0.51	0	0.51	0	0	0	0.00	50000
	Devika Chaturvedi	Promoter Group	AEEPJ4626D	1	35080	0	35080	0.35	35080	0	35080	0.35	0	0.35	0	0	0	0.00	35080
<b>(b)</b>	<b>Central Government / State Government(s)</b>			<b>0</b>	<b>0</b>	<b>0</b>	<b>0</b>	<b>0.00</b>	<b>0</b>	<b>0</b>	<b>0</b>	<b>0.00</b>	<b>0</b>	<b>0.00</b>	<b>0</b>	<b>0</b>	<b>0</b>	<b>0.00</b>	<b>0</b>
<b>(c)</b>	<b>Financial Institutions / Banks</b>			<b>0</b>	<b>0</b>	<b>0</b>	<b>0</b>	<b>0.00</b>	<b>0</b>	<b>0</b>	<b>0</b>	<b>0.00</b>	<b>0</b>	<b>0.00</b>	<b>0</b>	<b>0</b>	<b>0</b>	<b>0.00</b>	<b>0</b>
<b>(d)</b>	<b>Any Other (Specify)</b>			<b>2</b>	<b>49250</b>	<b>0</b>	<b>49250</b>	<b>0.50</b>	<b>49250</b>	<b>0</b>	<b>49250</b>	<b>0.50</b>	<b>0</b>	<b>0.50</b>	<b>0</b>	<b>0</b>	<b>0</b>	<b>0</b>	<b>49250</b>
	Bodies Corporate			2	49250	0	49250	0.50	49250	0	49250	0.50	0	0.50	0	0	0	0	49250
	Aryavardhan Trading LLP	Promoter Group	ACVFS1248K	1	24750	0	24750	0.25	24750	0	24750	0.25	0	0.25	0	0	0	0	24750
	Devansh Trademart LLP	Promoter Group	AALFD4025D	1	24500	0	24500	0.25	24500	0	24500	0.25	0	0.25	0	0	0	0	24500
	<b>Sub Total (A)[1]</b>			<b>8</b>	<b>9631795</b>	<b>0</b>	<b>9631795</b>	<b>97.29</b>	<b>9631795</b>	<b>0</b>	<b>9631795</b>	<b>97.29</b>	<b>0</b>	<b>97.29</b>	<b>0</b>	<b>0</b>	<b>0</b>	<b>0</b>	<b>9631795</b>
<b>2</b>	<b>Foreign</b>																		
<b>(a)</b>	<b>Individuals (Non-Resident Individuals / Foreign Individuals)</b>			<b>0</b>	<b>0</b>	<b>0</b>	<b>0</b>	<b>0.00</b>	<b>0</b>	<b>0</b>	<b>0</b>	<b>0.00</b>	<b>0</b>	<b>0.00</b>	<b>0</b>	<b>0</b>	<b>0</b>	<b>0.00</b>	<b>0</b>
<b>(b)</b>	<b>Government</b>			<b>0</b>	<b>0</b>	<b>0</b>	<b>0</b>	<b>0.00</b>	<b>0</b>	<b>0</b>	<b>0</b>	<b>0.00</b>	<b>0</b>	<b>0.00</b>	<b>0</b>	<b>0</b>	<b>0</b>	<b>0.00</b>	<b>0</b>
<b>(c)</b>	<b>Institutions</b>			<b>0</b>	<b>0</b>	<b>0</b>	<b>0</b>	<b>0.00</b>	<b>0</b>	<b>0</b>	<b>0</b>	<b>0.00</b>	<b>0</b>	<b>0.00</b>	<b>0</b>	<b>0</b>	<b>0</b>	<b>0.00</b>	<b>0</b>



*BSCW*

124

(d)	Foreign Portfolio Investor			0	0	0	0	0	0.00	0	0	0	0.00	0	0.00	0	0	0	0.00	0
(e)	Any Other (Specify)			0	0	0	0	0	0.00	0	0	0	0.00	0	0.00	0	0	0	0.00	0
	Sub Total (A)(2)			0	0	0	0	0	0.00	0	0	0	0.00	0	0.00	0	0	0	0.00	0
	Total Shareholding Of Promoter And Promoter Group (A)= (A)(1)+(A)(2)			8	9631795	0	0	9631795	97.29	9631795	0	9631795	97.29	0	97.29	0	0	0	0	9631795

Details of Shares which remain unclaimed may be given hear along with details such as number of shareholders, outstanding shares held in demat/unclaimed suspense account, voting rights which are frozen etc.

**Note:**

- (1) PAN would not be displayed on website of Stock Exchange(s)
- (2) The term 'Encumbrance' has the same meaning as assigned under regulation 28(3) of SEBI (Substantial Acquisition of Shares and Takeovers) Regulations, 2011.

*B50W*



**Inox Holdings and Investments Limited**  
**Table III - Statement showing shareholding pattern of the Public shareholder**

Category & Name of the shareholders	Nos. of shareholders	No. of fully paid up equity shares held	Partly paid-up equity shares held	No. of shares underlying Depository Receipts	Total nos. shares held	Shareholding % calculated as per SCRR, 1957 As a % of (A+B+C2)	Number of Voting Rights held in each class of securities				No. of Shares Underlying Outstanding convertible securities (including Warrants)	Shareholding, as a % assuming full conversion of convertible securities (as a percentage of diluted share capital)	Number of Locked in shares		Number of Shares pledged or otherwise encumbered		Number of equity shares held in dematerialised form	Sub-categorization of shares		
							No of Voting Rights			Total as a % of Total Voting Rights			No. (a)	As a % of total Shares held (b)	No. (a)	As a % of total Shares held (b)		Shareholding (No. of shares) under		
							Class eg: X	Class eg: Y	Total									Sub-category (i)	Sub-category (ii)	Sub-category (iii)
(I)	(III)	(IV)	(V)	(VI)	(VII) = (IV)+(V)+(VI)	(VIII) As a % of (A+B+C2)	(IX)				(X)	(XI) = (VII)+(X) As a % of (A+B+C2)	(XII)	(XIII)	(XIV)	(XV)				
<b>1 Institutions (Domestic)</b>																				
(a) Mutual Fund	1	4200	0	0	4200	0.04	4200	0	4200	0.04	0	0.04	0	0	NA	NA	4200	0	0	0
(b) Venture Capital Funds	0	0	0	0	0	0.00	0	0	0	0.00	0	0.00	0	0	NA	NA	0	0	0	0
(c) Alternate Investment Funds	0	0	0	0	0	0.00	0	0	0	0.00	0	0.00	0	0	NA	NA	0	0	0	0
(d) Banks	0	0	0	0	0	0.00	0	0	0	0.00	0	0.00	0	0	NA	NA	0	0	0	0
(e) Insurance Companies	0	0	0	0	0	0.00	0	0	0	0.00	0	0.00	0	0	NA	NA	0	0	0	0
Life Insurance Corporation of India	0	0	0	0	0	0.00	0	0	0	0.00	0	0.00	0	0	NA	NA	0	0	0	0
(f) Provident Funds/ Pension Funds	0	0	0	0	0	0.00	0	0	0	0.00	0	0.00	0	0	NA	NA	0	0	0	0
(G) Asset Reconstruction Companies	0	0	0	0	0	0.00	0	0	0	0.00	0	0.00	0	0	NA	NA	0	0	0	0
(h) Sovereign Wealth Funds	0	0	0	0	0	0.00	0	0	0	0.00	0	0.00	0	0	NA	NA	0	0	0	0
(i) NBFCs registered with RBI	0	0	0	0	0	0.00	0	0	0	0.00	0	0.00	0	0	NA	NA	0	0	0	0
(j) Other Financial Institutions	0	0	0	0	0	0.00	0	0	0	0.00	0	0.00	0	0	NA	NA	0	0	0	0
(k) Any Other (Specify)	0	0	0	0	0	0.00	0	0	0	0.00	0	0.00	0	0	NA	NA	0	0	0	0
<b>Sub Total (B)(1)</b>	<b>1</b>	<b>4200</b>	<b>0</b>	<b>0</b>	<b>4200</b>	<b>0.04</b>	<b>4200</b>	<b>0</b>	<b>4200</b>	<b>0.04</b>	<b>0</b>	<b>0.04</b>	<b>0</b>	<b>0</b>	<b>NA</b>	<b>NA</b>	<b>4200</b>	<b>0</b>	<b>0</b>	<b>0</b>
<b>2 Institutions (Foreign)</b>																				
(a) Foreign Direct Investment	0	0	0	0	0	0.00	0	0	0	0.00	0	0.00	0	0	NA	NA	0	0	0	0
(b) Foreign Venture Capital Investors	0	0	0	0	0	0.00	0	0	0	0.00	0	0.00	0	0	NA	NA	0	0	0	0
(c) Sovereign Wealth Funds	0	0	0	0	0	0.00	0	0	0	0.00	0	0.00	0	0	NA	NA	0	0	0	0
(d) Foreign Portfolio Investors Category I	0	0	0	0	0	0.00	0	0	0	0.00	0	0.00	0	0	NA	NA	0	0	0	0
(e) Foreign Portfolio Investors Category II	0	0	0	0	0	0.00	0	0	0	0.00	0	0.00	0	0	NA	NA	0	0	0	0
(f) Overseas Depositories (holding DRs) (balancing figure)	0	0	0	0	0	0.00	0	0	0	0.00	0	0.00	0	0	NA	NA	0	0	0	0
(g) Any Other (Specify)	0	0	0	0	0	0.00	0	0	0	0.00	0	0.00	0	0	NA	NA	0	0	0	0
<b>Sub Total (B)(2)</b>	<b>0</b>	<b>0</b>	<b>0</b>	<b>0</b>	<b>0</b>	<b>0.00</b>	<b>0</b>	<b>0</b>	<b>0</b>	<b>0.00</b>	<b>0</b>	<b>0.00</b>	<b>0</b>	<b>0</b>	<b>NA</b>	<b>NA</b>	<b>0</b>	<b>0</b>	<b>0</b>	<b>0</b>



BSCW

3	Central Government/ State Government(s)																					
(a)	Central Government / President of India	0	0	0	0	0	0.00	0	0	0	0.00	0	0.00	0	0	NA	NA	0	0	0	0	
(b)	State Government / Governor	0	0	0	0	0	0.00	0	0	0	0.00	0	0.00	0	0	NA	NA	0	0	0	0	
(C)	Shareholding by Companies or Bodies Corporate where Central / State Government is a promoter	0	0	0	0	0	0.00	0	0	0	0.00	0	0.00	0	0	NA	NA	0	0	0	0	
	Sub Total (B)3	0	0	0	0	0	0.00	0	0	0	0.00	0	0.00	0	0	NA	NA	0	0	0	0	
4	Non-Institutions																					
(a)	Associate companies / Subsidiaries	0	0	0	0	0	0.00	0	0	0	0.00	0	0.00	0	0	NA	NA	0	0	0	0	
(b)	Directors and their relatives (excluding Independent Directors and nominee Directors)	0	0	0	0	0	0.00	0	0	0	0.00	0	0.00	0	0	NA	NA	0	0	0	0	
(C)	Key Managerial Personnel	0	0	0	0	0	0.00	0	0	0	0.00	0	0.00	0	0	NA	NA	0	0	0	0	
(D)	Relatives of promoters (other than 'immediate relatives' of promoters disclosed under 'Promoter and Promoter Group' category)	0	0	0	0	0	0.00	0	0	0	0.00	0	0.00	0	0	NA	NA	0	0	0	0	
(E)	Trusts where any person belonging to 'Promoter and Promoter Group' category is 'trustee', 'beneficiary', or 'author of the trust'	0	0	0	0	0	0.00	0	0	0	0.00	0	0.00	0	0	NA	NA	0	0	0	0	
(f)	Investor Education and Protection Fund (IEPF)	1	50000	0	0	0.51	0.00	50000	0	50000	0.51	0	50000	0	0	NA	NA	50000	0	0	0	
(g)	i. Resident individual holding nominal share capital up to Rs. 2 lakhs.	1331	187939	0	0	187939	1.90	187939	0	187939	1.90	0	1.90	0	0	NA	NA	82724	0	0	0	
(h)	ii. Resident individual holding nominal share capital in excess of Rs. 2 lakhs.	0	0	0	0	0	0.00	0	0	0	0.00	0	0.00	0	0	NA	NA	0	0	0	0	
(i)	Non Resident Indians (NRIs)	3	10916	0	0	10916	0.11	10916	0	10916	0.11	0	0.11	0	0	NA	NA	10916	0	0	0	
(j)	Foreign Nationals	0	0	0	0	0	0.00	0	0	0	0.00	0	0.00	0	0	NA	NA	0	0	0	0	
(k)	Foreign Companies	0	0	0	0	0	0.00	0	0	0	0.00	0	0.00	0	0	NA	NA	0	0	0	0	
(l)	Bodies Corporate	22	11760	0	0	11760	0.12	11760	0	11760	0.12	0	0.12	0	0	NA	NA	10160	0	0	0	
(m)	Any Other (Specify)	8	3440	0	0	3440	0.035	3440	0	3440	0.035	0	0.035	0	0	NA	NA	3440	0	0	0	
	Trusts	0	0	0	0	0	0.00	0	0	0	0.00	0	0.00	0	0	NA	NA	0	0	0	0	
	Body Corp-Ltd Liability Partnership	0	0	0	0	0	0.00	0	0	0	0.00	0	0.00	0	0	NA	NA	0	0	0	0	
	Hindu Undivided Family	8	3440	0	0	3440	0.035	3440	0	3440	0.035	0	0.035	0	0	NA	NA	3440	0	0	0	
	Clearing Member	0	0	0	0	0	0.00	0	0	0	0.00	0	0.00	0	0	NA	NA	0	0	0	0	
	Sub Total (B)4	1365	264055	0	0	264055	2.67	264055	0	264055	2.67	0	2.67	0	0	NA	NA	157240	0	0	0	
	Total Public Shareholding (B)= (B)(1)+(B)(2)+(B)(3)+b(4)	1366	268255	0	0	268255	2.710	268255	0	268255	2.710	0	2.710	0	0	NA	NA	161440	0	0	0	

Details of the shareholders acting as persons in Concert including their Shareholding (No. and %): Nil  
 Details of Shares which remain unclaimed may be given here along with details such as number of shareholders, outstanding shares held in demat/unclaimed suspense account, voting rights which are frozen etc.: Nil

- Note:**
- (1) PAN would not be displayed on website of Stock Exchange(s).
  - (2) The above format needs to be disclosed along with the names of the shareholders holding 1% or more than 1% of shares of the listed entity. Column no. (XIII) is not applicable in the above format.
  - (3) W.r.t. the information pertaining to Depository Receipts, the same may be disclosed in the respective columns to the extent information available and the balance to be disclosed as held by custodian.



*BSM*

(4) Categorization and disclosure of each shareholder category should be carried out in the order prescribed in the above format. If a shareholder is falling under more than one category, then the same shall be classified in the category falling first in the order prescribed in the above format. Shareholding under any of the categories shall be unique and will not be duplicated under multiple categories.

(5) Sub-categorization of shares under column no.(XV) will be based on shareholding(no. of shares)under the following sub-categories:

- (i) Shareholder who are represented by a nominee Director on the board of the listed entity or have the right to nominate a representative (i.e. Director) on the board of the listed entity.
- (ii) Shareholder who have entered into shareholder agreement with the listed entity.
- (iii) Shareholders acting as persons in concert with promoters.

*BMV*



## Inox Holdings and Investments Limited

Table IV - Statement showing shareholding pattern of the Non Promoter - Non Public shareholder

Category & Name of the shareholders	Nos. of shareholders	No. of fully paid up equity shares held	Partly paid-up equity shares held	No. of shares underlying Depository Receipts	Total nos. shares held	Shareholding % calculated as per SCRR, 1957 As a % of (A+B+C2)	Number of Voting Rights held in each class of securities			No. of Shares Underlying Outstanding convertible securities (including Warrants)	Shareholding , as a % assuming full conversion of convertible securities ( as a percentage of diluted share capital)	Number of Locked in shares		Number of Shares pledged or otherwise encumbered		Number of equity shares held in dematerialised form	
							No of Voting Rights		Total as a % of (A+B+C)			No. (a)	As a % of total Shares held(b)	No. (a)	As a % of total Shares held(b)		
							Class eg: X	Class eg: y									Total
(I)	(III)	(IV)	(V)	(VI)	(VII) = (IV)+(V) + (VI)	(VIII) As a % of (A+B+C2)	(IX)			(X)	(XI)= (VII)+(X) As a % of (A+B+C2)	(XII)		(XIII)		(XIV)	
1 Custodian/DR Holder	0	0	0	0	0	0.00	0	0	0	0.00	0	0.00	0	0.00	NA	NA	0
2 Employee Benefit Trust / Employee Welfare Trust under SEBI (Share based Employee Benefits and Sweat Equity) Regulations, 2021	0	0	0	0	0	0.00	0	0	0	0.00	0	0.00	0	0.00	NA	NA	0
Total Non-Promoter- Non Public Shareholding (C)= (C)(1)+(C)(2)	0	0	0	0	0	0.00	0	0	0	0.00	0	0.00	0	0.00	NA	NA	0

**Note:**

(1) PAN would not be displayed on website of Stock Exchange(s).

(2) The above format needs to be disclosed along with the names of the shareholders holding 1% or more than 1% of shares of the listed entity. Column no. (XIII) is not applicable in the above format.

(3) W.r.t. the information pertaining to Depository Receipts, the same may be disclosed in the respective columns to the extent information available.

BSM





**Inox Holdings and Investments Limited**  
**Table V- Statement showing details of significant beneficial owners (SBOs)**

Sr. No.	Details of SBO		Details of the registered owner		Details of holding/ exercise of right of the SBO in the reporting company, whether direct or indirect					Date of creation / acquisition of significant beneficial interest
	Name	Nationality	Name	Nationality	Whether by virtue of:					
					Shares	Voting Rights	Rights on distributable dividend or any other distribution	Exercise of Control	Exercise of significant influence	
Not Applicable										

*BSCW*



**Inox Holdings and Investments Limited**  
**Table VI - Statement showing foreign ownership limits**

<b>Particular</b>	<b>Approved limits (%)</b>	<b>Limits utilized (%)</b>
As on shareholding date (Post proposed Composite Scheme of Arrangement)	100.00	0.00
As on the end of previous 1 <sup>st</sup> quarter	NA	NA
As on the end of previous 2 <sup>nd</sup> quarter	NA	NA
As on the end of previous 3 <sup>rd</sup> quarter	NA	NA
As on the end of previous 4 <sup>th</sup> quarter	NA	NA

*BSM*



Pre-arrangement Shareholding PatternGujarat Fluorochemicals Limited  
Format of holding of specified securities

1. Name of Listed Entity: **Gujarat Fluorochemicals Limited**
2. Scrip Code/Name of Scrip/Class of Security: **BSE - 542812 & NSE - FLUOROCHEM**
3. Share Holding Pattern Filed under: **31(1)b**
4. Share Holding Pattern as on: **30<sup>th</sup> September, 2024**
5. **Declaration: The Listed entity is required to submit the following declaration to the extent of submission of information:**

Sr. No.	Particulars	Yes/No	
1	Whether the Listed Entity has issued any partly paid up shares?	No	
2	Whether the Listed Entity has issued any Convertible Securities or Warrants?	No	
3	Whether the Listed Entity has any shares against which depository receipts are issued?	No	
4	Whether the Listed Entity has any shares in locked-in?	No	
5	Whether any shares held by promoters are pledge or otherwise encumbered?	Yes	Promoter and Promoter Group
6	Whether the Company has equity shares with differential voting rights?	No	
7	Whether the Listed Entity has any significant beneficial owner?	Yes	

BSCM



132

**Gujarat Fluorochemicals Limited**  
**Table I - Summary Statement holding of specified securities**

Category	Category of shareholder	Nos. of shareholders	No. of fully paid up equity shares held	No. of Partly paid-up equity shares held	No. of shares underlying Depository Receipts	Total nos. shares held	Shareholding as a % of total no. of shares (calculated as per SCRR, 1957)	Number of Voting Rights held in each class of securities				No. of Shares Underlying Outstanding convertible securities (including Warrants)	Shareholding, as a % assuming full conversion of convertible securities (as a percentage of diluted share capital)	Number of Locked in shares		Number of Shares pledged or otherwise encumbered		Number of equity shares held in dematerialised form
								No of Voting Rights			Total as a % of (A+B+C)			No. (a)	As a % of total Shares held(b)	No. (a)	As a % of total Shares held(b)	
								Class eg: X	Class eg: y	Total								
(i)	(ii)	(iii)	(iv)	(v)	(vi)	(vii) = (iv)+(v)+(vi)	(viii) As a % of (A+B+C2)	(ix)				(x)	(xi) = (vii)+(x) As a % of (A+B+C2)	(xii)		(xiii)		(xiv)
(A)	Promoter & Promoter Group	7	68740906	0	0	68740906	62.58	68740906	0	68740906	62.58	0	62.58	0	0	939000	1.37	68740906
(B)	Public	66585	41109094	0	0	41109094	37.42	41109094	0	41109094	37.42	0	37.42	0	0	NA	NA	40410094
(C)	Non Promoter - Non Public				0				0			0		0	NA	NA		
(C1)	Shares Underlying DRs	0	0	0	0	0	0.00	0	0	0	0.00	0	0.00	0	0	NA	NA	0
(C2)	Shares Held by Employee Trust	0	0	0	0	0	0.00	0	0	0	0.00	0	0.00	0	0	NA	NA	0
	Total	66592	109850000	0	0	109850000	100.00	109850000	0	109850000	100.00	0	100.00	0	0	939000	0.85	109151000



BSCM

**Gujarat Fluorochemicals Limited**  
**Table II - Statement showing shareholding pattern of the Promoter and Promoter Group**

	Category & Name of the shareholders	Entity Type	Nos. of shareholders	No. of fully paid up equity shares held	Partly paid-up equity shares held	No. of shares underlying Depository Receipts	Total nos. shares held	Shareholding % calculated as per SCRR, 1957 As a % of (A+B+C2)	Number of Voting Rights held in each class of securities			No. of Shares Underlying Outstanding & convertible securities (including Warrants)	Shareholding, as a % assuming full conversion of convertible securities (as a percentage of diluted share capital)	Number of Locked In shares		Number of Shares pledged or otherwise encumbered		Number of equity shares held in dematerialised form	
									No of Voting Rights					Total as a % of Total Voting Rights	No. (a)	As a % of total Shares held(b)	No. (a)		As a % of total Shares held(b)
									Class eg: X	Class eg: Y	Total								
(I)	(II)	(III)	(IV)	(V)	(VI)	(VII) = (IV)+(V)+(VI)	(VIII) As a % of (A+B+C2)	(IX)			(X)	(XI) = (VII)+(X) As a % of (A+B+C2)	(XII)	(XIII)		(XIV)			
1	Indian																		
(a)	Individuals / Hindu Undivided Family		4	60200	0	0	60200	0.05	60200	0	60200	0.05	0	0.05	0	0	0	0.00	60200
	Devendra Kumar Jain	Promoter Group	1	20100	0	0	20100	0.02	20100	0	20100	0.02	0	0.02	0	0	0	0.00	20100
	Vivek Kumar Jain	Promoter Group	1	20100	0	0	20100	0.02	20100	0	20100	0.02	0	0.02	0	0	0	0.00	20100
	Devansh Jain	Promoter Group	1	10000	0	0	10000	0.01	10000	0	10000	0.01	0	0.01	0	0	0	0.00	10000
	Devansh Jain	Promoter Group	1	10000	0	0	10000	0.01	10000	0	10000	0.01	0	0.01	0	0	0	0.00	10000
	Nandita Jain	Promoter Group	1	10000	0	0	10000	0.01	10000	0	10000	0.01	0	0.01	0	0	0	0.00	10000
(b)	Central Government / State Government(s)		0	0	0	0	0	0.00	0	0	0	0.00	0	0.00	0	0	0	0.00	0
(c)	Financial Institutions / Banks		0	0	0	0	0	0.00	0	0	0	0.00	0	0.00	0	0	0	0.00	0
(d)	Any Other (Specify)		3	68680706	0	0	68680706	62.52	68680706	0	68680706	62.52	0	62.52	0	0	939000	1.37	68680706
	Bodies Corporate		3	68680706	0	0	68680706	62.52	68680706	0	68680706	62.52	0	62.52	0	0	939000	1.37	68680706
	Inox Leasing and Finance Limited	Promoter Group	1	57791906	0	0	57791906	52.61	57791906	0	57791906	52.61	0	52.61	0	0	515000	0.89	57791906
	Aryavardhan Trading LLP	Promoter Group	1	5576440	0	0	5576440	5.08	5576440	0	5576440	5.08	0	5.08	0	0	0	0.00	5576440
	Devansh Trademart LLP	Promoter Group	1	5312360	0	0	5312360	4.84	5312360	0	5312360	4.84	0	4.84	0	0	424000	7.98	5312360
	Sub Total (A)[1]		7	68740906	0	0	68740906	62.58	68740906	0	68740906	62.58	0	62.58	0	0	939000	1.37	68740906
2	Foreign		0	0	0	0	0	0.00	0	0	0	0.00	0	0.00	0	0	0	0.00	0
(a)	Individuals (Non-Resident Individuals / Foreign Individuals)		0	0	0	0	0	0.00	0	0	0	0.00	0	0.00	0	0	0	0.00	0
(b)	Government		0	0	0	0	0	0.00	0	0	0	0.00	0	0.00	0	0	0	0.00	0
(c)	Institutions		0	0	0	0	0	0.00	0	0	0	0.00	0	0.00	0	0	0	0.00	0
(d)	Foreign Portfolio Investor		0	0	0	0	0	0.00	0	0	0	0.00	0	0.00	0	0	0	0.00	0



BSCW

(e)	Any Other (Specify)	0	0	0	0	0	0.00	0	0	0	0.00	0	0.00	0	0	0	0.00	0
	Sub Total (A)(2)	0	0	0	0	0	0.00	0	0	0	0.00	0	0.00	0	0	0	0.00	0
	Total Shareholding Of Promoter And Promoter Group (A)= (A)(1)+(A)(2)	7	68740906	0	0	68740906	62.58	68740906	0	68740906	62.58	0	62.58	0	0	939000	1.37	68740906

Details of Shares which remain unclaimed may be given hear along with details such as number of shareholders, outstanding shares held in demat/unclaimed suspense account, voting rights which are frozen etc.

Note:

(1) PAN would not be displayed on website of Stock Exchange(s)

(2) The term 'Encumbrance' has the same meaning as assigned under regulation 28(3) of SEBI (Substantial Acquisition of Shares and Takeovers) Regulations, 2011.

*Bsm*



## Gujarat Fluorochemicals Limited

### Table III - Statement showing shareholding pattern of the Public shareholder

	Category & Name of the shareholders	Nos. of shareholders	No. of fully paid up equity shares held	Partly paid-up equity shares held	No. of shares underlying Depository Receipts	Total nos. shares held	Shareholding % calculated as per SCRR, 1957 As a % of (A+B+C2)	Number of Voting Rights held in each class of securities				No. of Shares Underlying Outstanding convertible securities (including Warrants)	Shareholding, as a % assuming full conversion of convertible securities [as a percentage of diluted share capital]	Number of Locked In shares		Number of Shares pledged or otherwise encumbered		Number of equity shares held in dematerialised form	Sub-categorization of shares		
								No of Voting Rights			Total as a % of Total Voting Rights			No. (a)	As a % of total Shares held (b)	No. (a)	As a % of total Shares held(b)		Shareholding (No. of shares) under		
								Class eg: X	Class eg: Y	Total									Sub-category (i)	Sub-category (ii)	Sub-category (iii)
1	(I)	(III)	(IV)	(V)	(VI)	(VII) = (IV)+(V)+(VI)	(VIII) As a % of (A+B+C2)	(IX)				(X)	(XI)= (VII)+(X) As a % of (A+B+C2)	(XII)	(XIII)	(XIV)	(XV)				
(a)	Institutions (Domestic)	20	8413508	0	0	8413508	7.66	8413508	0	8413508	7.66	0	7.66	0	0	NA	NA	8413508	0	0	0
(a)	Mutual Fund	1	2597878	0	0	2597878	2.36	2597878	0	2597878	2.36	0	2.36	0	0	NA	NA	2597878	0	0	0
	Dsp Flexi Cap Fund	1	2597878	0	0	2597878	2.36	2597878	0	2597878	2.36	0	2.36	0	0	NA	NA	2597878	0	0	0
	Hdfc Mutual Fund - Hdfc Mid-Cap Opportunities Fund	1	1807800	0	0	1807800	1.65	1807800	0	1807800	1.65	0	1.65	0	0	NA	NA	1807800	0	0	0
	Nippon Life India Trustee Ltd-A/C Nippon India Small Cap Fund	1	1557632	0	0	1557632	1.42	1557632	0	1557632	1.42	0	1.42	0	0	NA	NA	1557632	0	0	0
(b)	Venture Capital Funds	0	0	0	0	0	0.00	0	0	0	0.00	0	0.00	0	0	NA	NA	0	0	0	0
(c)	Alternate Investment Funds	21	777482	0	0	777482	0.71	777482	0	777482	0.71	0	0.71	0	0	NA	NA	777482	0	0	0
(d)	Banks	2	2000	0	0	2000	0.00	2000	0	2000	0.00	0	0.00	0	0	NA	NA	0	0	0	0
(e)	Insurance Companies	6	1310842	0	0	1310842	1.19	1310842	0	1310842	1.19	0	1.19	0	0	NA	NA	1310842	0	0	0
	Life Insurance Corporation of India	1	1138684	0	0	1138684	1.04	1138684	0	1138684	1.04	0	1.04	0	0	NA	NA	1138684	0	0	0
(f)	Provident Funds/ Pension Funds	0	0	0	0	0	0.00	0	0	0	0.00	0	0.00	0	0	NA	NA	0	0	0	0
(g)	Asset Reconstruction Companies	0	0	0	0	0	0.00	0	0	0	0.00	0	0.00	0	0	NA	NA	0	0	0	0
(h)	Sovereign Wealth Funds	0	0	0	0	0	0.00	0	0	0	0.00	0	0.00	0	0	NA	NA	0	0	0	0
(i)	NBFCs registered with RBI	1	24354	0	0	24354	0.02	24354	0	24354	0.02	0	0.02	0	0	NA	NA	24354	0	0	0
(j)	Other Financial Institutions	0	0	0	0	0	0.00	0	0	0	0.00	0	0.00	0	0	NA	NA	0	0	0	0
(k)	Any Other (Specify)	0	0	0	0	0	0.00	0	0	0	0.00	0	0.00	0	0	NA	NA	0	0	0	0
	Sub Total (B)(1)	50	10528186	0	0	10528186	9.58	10528186	0	10528186	9.58	0	9.58	0	0	NA	NA	10526186	0	0	0
2	Institutions (Foreign)	0	0	0	0	0	0.00	0	0	0	0.00	0	0.00	0	0	NA	NA	0	0	0	0
(a)	Foreign Direct Investment	0	0	0	0	0	0.00	0	0	0	0.00	0	0.00	0	0	NA	NA	0	0	0	0
(b)	Foreign Venture Capital Investors	0	0	0	0	0	0.00	0	0	0	0.00	0	0.00	0	0	NA	NA	0	0	0	0
(c)	Sovereign Wealth Funds	0	0	0	0	0	0.00	0	0	0	0.00	0	0.00	0	0	NA	NA	0	0	0	0



BSM

(d)	Foreign Portfolio Investors Category I	162	5142658	0	0	5142658	4.68	5142658	0	5142658	4.68	0	4.68	0	0	NA	NA	5142658	0	0	0
(e)	Foreign Portfolio Investors Category II	16	214495	0	0	214495	0.20	214495	0	214495	0.20	0	0.20	0	0	NA	NA	214495	0	0	0
(f)	Overseas Depositories (holding DRs) (balancing figure)	0	0	0	0	0	0.00	0	0	0	0.00	0	0.00	0	0	NA	NA	0			
(g)	Any Other (Specify)	0	0	0	0	0	0.00	0	0	0	0.00	0	0.00	0	0	NA	NA	0			
	Sub Total (B)(2)	178	5357153	0	0	5357153	4.88	5357153	0	5357153	4.88	0	4.88	0	0	NA	NA	5357153	0	0	0
3	Central Government/ State Government(s)																				
(a)	Central Government / President of India	0	0	0	0	0	0.00	0	0	0	0.00	0	0.00	0	0	NA	NA	0			
(b)	State Government / Governor	1	100	0	0	100	0.00	100	0	100	0.00	0	0.00	0	0	NA	NA	100	0	0	0
(C)	Shareholding by Companies or Bodies Corporate where Central / State Government is a promoter	0	0	0	0	0	0.00	0	0	0	0.00	0	0.00	0	0	NA	NA	0			
	Sub Total (B)(3)	1	100	0	0	100	0.00	100	0	100	0.00	0	0.00	0	0	NA	NA	100	0	0	0
4	Non-Institutions																				
(a)	Associate companies / Subsidiaries	0	0	0	0	0	0.00	0	0	0	0.00	0	0.00	0	0	NA	NA	0			
(b)	Directors and their relatives (excluding Independent Directors and nominee Directors)	0	0	0	0	0	0.00	0	0	0	0.00	0	0.00	0	0	NA	NA	0			
(C)	Key Managerial Personnel	0	0	0	0	0	0.00	0	0	0	0.00	0	0.00	0	0	NA	NA	0			
(D)	Relatives of promoters (other than 'immediate relatives' of promoters disclosed under 'Promoter and Promoter Group' category)	0	0	0	0	0	0.00	0	0	0	0.00	0	0.00	0	0	NA	NA	0			
(E)	Trusts where any person belonging to 'Promoter and Promoter Group' category is 'trustee', 'beneficiary', or 'author of the trust'	0	0	0	0	0	0.00	0	0	0	0.00	0	0.00	0	0	NA	NA	0			
(f)	Investor Education and Protection Fund (IEPF)	1	376003	0	0	376003	0.34	376003	0	376003	0.34	0	0.34	0	0	NA	NA	376003	0	0	0
(g)	i. Resident Individual holding nominal share capital up to Rs. 2 lakhs.	61722	9825250	0	0	9825250	8.94	9825250	0	9825250	8.94	0	8.94	0	0	NA	NA	9267250	0	0	0
(h)	ii. Resident individual holding nominal share capital in excess of Rs. 2 lakhs.	4	6640578	0	0	6640578	6.05	6640578	0	6640578	6.05	0	6.05	0	0	NA	NA	6640578	0	0	0
	Akash Bhanshali		5219505	0	0	5219505	4.75	5219505	0	5219505	4.75	0	4.75	0	0	NA	NA	5219505			
(i)	Non Resident Indians (NRIs)	2247	661802	0	0	661802	0.60	661802	0	661802	0.60	0	0.60	0	0	NA	NA	548802	0	0	0
(j)	Foreign Nationals	1	334	0	0	334	0.00	334	0	334	0.00	0	0.00	0	0	NA	NA	334	0	0	0
(k)	Foreign Companies	0	0	0	0	0	0.00	0	0	0	0.00	0	0.00	0	0	NA	NA	0			
(l)	Bodies Corporate	919	6919163	0	0	6919163	6.30	6919163	0	6919163	6.30	0	6.30	0	0	NA	NA	6893163	0	0	0
(m)	Any Other (Specify)	1462	800525	0	0	800525	0.73	800525	0	800525	0.73	0	0.73	0	0	NA	NA	800525	0	0	0
	Trusts	16	35638	0	0	35638	0.03	35638	0	35638	0.03	0	0.03	0	0	NA	NA	35638	0	0	0
	Body Corp-Ltd Liability Partnership	96	280647	0	0	280647	0.26	280647	0	280647	0.26	0	0.26	0	0	NA	NA	280647	0	0	0
	Hindu Undivided Family	1341	481678	0	0	481678	0.44	481678	0	481678	0.44	0	0.44	0	0	NA	NA	481678	0	0	0
	Clearing Member	9	2562	0	0	2562	0.00	2562	0	2562	0.00	0	0.00	0	0	NA	NA	2562	0	0	0
	Sub Total (B)(4)	66356	25223655	0	0	25223655	22.96	25223655	0	25223655	22.96	0	22.96	0	0	NA	NA	24526655	0	0	0
	Total Public Shareholding (B)= (B)(1)+(B)(2)+(B)(3)+b(4)	66585	41109094	0	0	41109094	37.42	41109094	0	41109094	37.42	0	37.42	0	0	NA	NA	40410094	0	0	0



Bsum



137

Details of the shareholders acting as persons in Concert including their Shareholding (No. and %): Nil  
Details of Shares which remain unclaimed may be given here along with details such as number of shareholders, outstanding shares held in demat/unclaimed suspense account, voting rights which are frozen etc.: Nil

**Note:**

- (1) PAN would not be displayed on website of Stock Exchange(s).
- (2) The above format needs to be disclosed along with the names of the shareholders holding 1% or more than 1% of shares of the listed entity. Column no. (XIII) is not applicable in the above format.
- (3) W.r.t. the information pertaining to Depository Receipts, the same may be disclosed in the respective columns to the extent information available and the balance to be disclosed as held by custodian.
- (4) Categorization and disclosure of each shareholder category should be carried out in the order prescribed in the above format. If a shareholder is falling under more than one category, then the same shall be classified in the category falling first in the order prescribed in the above format. Shareholding under any of the categories shall be unique and will not be duplicated under multiple categories.
- (5) Sub-categorization of shares under column no. (XV) will be based on shareholding (no. of shares) under the following sub-categories:
  - (i) Shareholder who are represented by a nominee Director on the board of the listed entity or have the right to nominate a representative (i.e. Director) on the board of the listed entity.
  - (ii) Shareholder who have entered into shareholder agreement with the listed entity.
  - (iii) Shareholders acting as persons in concert with promoters.

BCW



**Gujarat Fluorochemicals Limited**  
**Table IV - Statement showing shareholding pattern of the Non Promoter - Non Public shareholder**

	Category & Name of the shareholders	Nos. of shareholders	No. of fully paid up equity shares held	Partly paid-up equity shares held	No. of shares underlying Depository Receipts	Total nos. shares held	Shareholding % calculated as per SCRR, 1957 As a % of (A+B+C2)	Number of Voting Rights held in each class of securities			No. of Shares Underlying Outstanding convertible securities (including Warrants)	Shareholding, as a % assuming full conversion of convertible securities ( as a percentage of diluted share capital)	Number of Locked in shares		Number of Shares pledged or otherwise encumbered		Number of equity shares held in dematerialised form	
								No of Voting Rights					Total as a % of (A+B+C)	No. (a)	As a % of total Shares held(b)	No. (a)		As a % of total Shares held(b)
								Class eg: X	Class eg: Y	Total								
	(I)	(III)	(IV)	(V)	(VI)	(VII) = (IV)+(V) + (VI)	(VIII) As a % of (A+B+C2)	(IX)			(X)	(XI)= (VII)+(X) As a % of (A+B+C2)	(XII)		(XIII)		(XIV)	
1	Custodian/DR Holder	0	0	0	0	0	0.00	0	0	0	0.00	0	0.00	0	0.00	NA	NA	0
2	Employee Benefit Trust / Employee Welfare Trust under SEBI (Share based Employee Benefits and Sweat Equity) Regulations, 2021	0	0	0	0	0	0.00	0	0	0	0.00	0	0.00	0	0.00	NA	NA	0
	<b>Total Non-Promoter- Non Public Shareholding (C)= (C)(1)+(C)(2)</b>	<b>0</b>	<b>0</b>	<b>0</b>	<b>0</b>	<b>0</b>	<b>0.00</b>	<b>0</b>	<b>0</b>	<b>0</b>	<b>0.00</b>	<b>0</b>	<b>0.00</b>	<b>0</b>	<b>0.00</b>	<b>NA</b>	<b>NA</b>	<b>0</b>

**Note:**

- (1) PAN would not be displayed on website of Stock Exchange(s).  
(2) The above format needs to be disclosed along with the names of the shareholders holding 1% or more than 1% of shares of the listed entity. Column no. (XIII) is not applicable in the above format.  
(3) W.r.t. the information pertaining to Depository Receipts, the same may be disclosed in the respective columns to the extent information available.



BJM

**Gujarat Fluorochemicals Limited**  
**Table V- Statement showing details of significant beneficial owners (SBOs)**

Sr. No.	Details of SBO		Details of the registered owner		Details of holding/ exercise of right of the SBO in the reporting company, whether direct or indirect					Date of creation / acquisition of significant beneficial interest
	Name	Nationality	Name	Nationality	Whether by virtue of:					
					Shares	Voting Rights	Rights on distributable dividend or any other distribution	Exercise of Control	Exercise of significant influence	
1	Devendra Kumar Jain	India	Inox Leasing and Finance Limited	India	62.58	62.58	62.58	No	No	08-08-2019
2	Vivek Kumar Jain	India	Inox Leasing and Finance Limited	India	62.58	62.58	62.58	No	No	08-08-2019
3	Nandita Jain	India	Inox Leasing and Finance Limited	India	62.58	62.58	62.58	No	No	08-08-2019
4	Devansh Jain	India	Inox Leasing and Finance Limited	India	52.66	52.66	52.66	No	No	08-08-2019
5	Avarna Jain	India	Inox Leasing and Finance Limited	India	52.66	52.66	52.66	No	No	08-08-2019
6	Manju Jain	India	Inox Leasing and Finance Limited	India	52.66	52.66	52.66	No	No	08-08-2019
7	Devika Chaturvedi	India	Inox Leasing and Finance Limited	India	52.66	52.66	52.66	No	No	08-08-2019



*BSCW*

Gujarat Fluorochemicals Limited  
Table VI - Statement showing foreign ownership limits

Particular	Approved limits (%)	Limits utilized (%)
As on shareholding date (30 <sup>th</sup> September, 2024)	100.00	4.88
As on the end of previous 1 <sup>st</sup> quarter	100.00	5.20
As on the end of previous 2 <sup>nd</sup> quarter	100.00	4.82
As on the end of previous 3 <sup>rd</sup> quarter	100.00	4.57
As on the end of previous 4 <sup>th</sup> quarter	100.00	4.51

Bsm



147

**Post-arrangement Shareholding Pattern**

**Gujarat Fluorochemicals Limited  
Format of holding of specified securities**

1. Name of Listed Entity: **Gujarat Fluorochemicals Limited**
2. Scrip Code/Name of Scrip/Class of Security: **BSE - 542812 & NSE - FLUOROCHEM**
3. Share Holding Pattern Filed under: **31(1)b**
4. Share Holding Pattern as on: **Post proposed Composite Scheme of Arrangement**
5. **Declaration: The Listed entity is required to submit the following declaration to the extent of submission of information:**

Sr. No.	Particulars	Yes/No	
1	Whether the Listed Entity has issued any partly paid up shares?	No	
2	Whether the Listed Entity has issued any Convertible Securities or Warrants?	No	
3	Whether the Listed Entity has any shares against which depository receipts are issued?	No	
4	Whether the Listed Entity has any shares in locked-in?	No	
5	Whether any shares held by promoters are pledge or otherwise encumbered?	Yes	Promoter and Promoter Group
6	Whether the Company has equity shares with differential voting rights?	No	
7	Whether the Listed Entity has any significant beneficial owner?	Yes	



*BSM*

**Gujarat Fluorochemicals Limited**  
**Table I - Summary Statement holding of specified securities**

Category	Category of shareholder	Nos. of shareholders	No. of fully paid up equity shares held	No. of Partly paid-up equity shares held	No. of shares underlying Depository Receipts	Total nos. shares held	Shareholding as a % of total no. of shares (calculated as per SCRR, 1957)	Number of Voting Rights held in each class of securities				No. of Shares Underlying Outstanding convertible securities (including Warrants)	Shareholding, as a % assuming full conversion of convertible securities (as a percentage of diluted share capital)	Number of Locked in shares		Number of Shares pledged or otherwise encumbered		Number of equity shares held in dematerialised form
								No of Voting Rights			Total as a % of (A+B+C)			No. (a)	As a % of total Shares held(b)	No. (a)	As a % of total Shares held(b)	
								Class eg: X	Class eg: y	Total								
(I)	(II)	(III)	(IV)	(V)	(VI)	(VII) = (IV)+(V)+(VI)	(VIII) As a % of (A+B+C2)	(IX)				(X)	(XI) = (VII)+(X) As a % of (A+B+C2)	(XII)		(XIII)		(XIV)
(A)	Promoter & Promoter Group	8	67174958	0	0	67174958	61.15	67174958	0	67174958	61.15	0	61.15	0	0	424000	0.39	67174958
(B)	Public	67950	42675042	0	0	42675042	38.85	42675042	0	42675042	38.85	0	38.85	0	0	NA	NA	42137482
(C)	Non Promoter - Non Public	0	0	0	0	0	0	0	0	0	0	0	0	0	0	NA	NA	0
(C1)	Shares Underlying DRs	0	0	0	0	0	0.00	0	0	0	0.00	0	0.00	0	0	NA	NA	0
(C2)	Shares Held by Employee Trust	0	0	0	0	0	0.00	0	0	0	0.00	0	0.00	0	0	NA	NA	0
	Total	67958	109850000	0	0	109850000	100.00	109850000	0	109850000	100.00	0	100.00	0	0	424000	0.39	109312440



*BSCM*

**Gujarat Fluorochemicals Limited**  
**Table II - Statement showing shareholding pattern of the Promoter and Promoter Group**

Category & Name of the shareholders	Entity Type	Nos. of shareholders	No. of fully paid up equity shares held	Partly paid-up equity shares held	No. of shares underlying Depository Receipts	Total nos. shares held	Shareholding % calculated as per SCRR, 1957 As a % of (A+B+C2)	Number of Voting Rights held in each class of securities			No. of Shares Underlying Outstanding & convertible securities (including Warrants)	Shareholding %, as a % assuming full conversion of convertible securities ( as a percentage of diluted share capital)	Number of Locked in shares		Number of Shares pledged or otherwise encumbered		Number of equity shares held in dematerialised form	
								No of Voting Rights					Total as a % of Total Voting Rights	No. (a)	As a % of total Shares held(b)	No. (a)		As a % of total Shares held(b)
								Class eg: X	Class eg: Y	Total								
(I)		(III)	(IV)	(V)	(VI)	(VII) = (IV)+(V)+(VI)	(VIII) As a % of (A+B+C2)	(IX)			(X)	(XI) = (VII)+(X) As a % of (A+B+C2)	(XII)	(XIII)		(XIV)		
1	Indian																	
(a)	Individuals / Hindu Undivided Family	6	55998659	0	0	55998659	50.98	55998659	0	55998659	50.98	0	50.98	0	0	0	0.00	55998659
	Devendra Kumar Jain	1	428120	0	0	428120	0.39	428120	0	428120	0.39	0	0.39	0	0	0	0.00	428120
	Vivek Kumar Jain	1	35372427	0	0	35372427	32.20	35372427	0	35372427	32.20	0	32.20	0	0	0	0.00	35372427
	Devansh Jain	1	13669194	0	0	13669194	12.44	13669194	0	13669194	12.44	0	12.44	0	0	0	0.00	13669194
	Nandita Jain	1	6032260	0	0	6032260	5.49	6032260	0	6032260	5.49	0	5.49	0	0	0	0.00	291877
	Avarna Jain	1	291877	0	0	291877	0.27	291877	0	291877	0.27	0	0.27	0	0	0	0.00	204781
	Devika Chaturvedi	1	204781	0	0	204781	0.19	204781	0	204781	0.19	0	0.19	0	0	0	0.00	0
(b)	Central Government / State Government(s)	0	0	0	0	0	0.00	0	0	0	0.00	0	0.00	0	0	0	0.00	0
(c)	Financial Institutions / Banks	0	0	0	0	0	0.00	0	0	0	0.00	0	0.00	0	0	0	0.00	0
(d)	Any Other (Specify)	2	11176299	0	0	11176299	10.17	11176299	0	11176299	10.17	0	10.17	0	0	424000	0.39	11176299
	Bodies Corporate	2	11176299	0	0	11176299	10.17	11176299	0	11176299	10.17	0	10.17	0	0	424000	0.39	11176299
	Aryavardhan Trading LLP	1	5720919	0	0	5720919	5.21	5720919	0	5720919	5.21	0	5.21	0	0	0	0.00	5720919
	Devansh Trademart LLP	1	5455380	0	0	5455380	4.96	5455380	0	5455380	4.96	0	4.96	0	0	424000	0.39	5455380
	Sub Total (A)[1]	8	66970177	0	0	66970177	60.96	66970177	0	66970177	60.96	0	60.96	0	0	424000	0.39	66970177
2	Foreign																	
(a)	Individuals (Non-Resident Individuals / Foreign Individuals)						0.00	0	0	0	0.00	0	0.00	0	0	0	0.00	0
(b)	Government		0	0	0	0	0.00	0	0	0	0.00	0	0.00	0	0	0	0.00	0
(c)	Institutions		0	0	0	0	0.00	0	0	0	0.00	0	0.00	0	0	0	0.00	0
(d)	Foreign Portfolio Investor		0	0	0	0	0.00	0	0	0	0.00	0	0.00	0	0	0	0.00	0



*BSM*

(e)	Any Other (Specify)		0	0	0	0	0	0.00	0	0	0	0.00	0	0.00	0	0	0.00	0	
	Sub Total (A)(2)		0	0	0	0	0	0.00	0	0	0	0.00	0	0.00	0	0	0.00	0	
	Total Shareholding of Promoter And Promoter Group (A)= (A)(1)+(A)(2)		8	67174958	0	0	67174958	61.15	67174958	0	67174958	61.15	0	61.15	0	0	939000	1.37	67174958

Details of Shares which remain unclaimed may be given hear along with details such as number of shareholders, outstanding shares held in demat/unclaimed suspense account, voting rights which are frozen etc.

**Note:**

- (1) PAN would not be displayed on website of Stock Exchange(s)
- (2) The term 'Encumbrance' has the same meaning as assigned under regulation 28(3) of SEBI (Substantial Acquisition of Shares and Takeovers) Regulations, 2011.

*BSM*





**Gujarat Fluorochemicals Limited**  
**Table III - Statement showing shareholding pattern of the Public shareholder**

	Category & Name of the shareholders	Nos. of shareholders	No. of fully paid up equity shares held	Partly paid-up equity shares held	No. of shares underlying Depository Receipts	Total nos. shares held	Shareholding % calculated as per SCRR, 1957 As a % of (A+B+C2)	Number of Voting Rights held in each class of securities				No. of Shares Underlying Outstanding convertible securities (including Warrants)	Shareholding, as a % assuming full conversion of convertible securities (as a percentage of diluted share capital)	Number of Locked In shares		Number of Shares pledged or otherwise encumbered		Number of equity shares held in dematerialised form	Sub-categorization of shares		
								No of Voting Rights			Total as a % of Total Voting Rights			No. (a)	As a % of total Shares held (b)	No. (a)	As a % of total Shares held (b)		Sub-category (i)	Sub-category (ii)	Sub-category (iii)
								Class eg: X	Class eg: Y	Total											
	(I)	(III)	(IV)	(V)	(VI)	(VII) = (IV)+(V)+(VI)	(VIII) As a % of (A+B+C2)	(IX)				(X)	(XI) = (VII)+(X) As a % of (A+B+C2)	(XII)		(XIII)		(XIV)	(XV)		
1	Institutions (Domestic)	21	8438026	0	0	8438026	7.68	8438026	0	8438026	7.68	0	7.68	0	0	NA	NA	8438026	0	0	0
(a)	Mutual Fund	1	2597878	0	0	2597878	2.36	2597878	0	2597878	2.36	0	2.36	0	0	NA	NA	2597878	0	0	0
	Dsp Flexi Cap Fund	1	1807800	0	0	1807800	1.65	1807800	0	1807800	1.65	0	1.65	0	0	NA	NA	1807800	0	0	0
	Hdfc Mutual Fund - Hdfc Mid-Cap Opportunities Fund	1	1557632	0	0	1557632	1.42	1557632	0	1557632	1.42	0	1.42	0	0	NA	NA	1557632	0	0	0
	Nippon Life India Trustee Ltd-A/C Nippon India Small Cap Fund	0	0	0	0	0	0.00	0	0	0	0.00	0	0.00	0	0	NA	NA	0	0	0	0
(b)	Venture Capital Funds	21	777482	0	0	777482	0.71	777482	0	777482	0.71	0	0.71	0	0	NA	NA	777482	0	0	0
(c)	Alternate Investment Funds	2	2000	0	0	2000	0.00	2000	0	2000	0.00	0	0.00	0	0	NA	NA	0	0	0	0
(d)	Banks	6	1310842	0	0	1310842	1.19	1310842	0	1310842	1.19	0	1.19	0	0	NA	NA	1310842	0	0	0
(e)	Insurance Companies	1	1138684	0	0	1138684	1.04	1138684	0	1138684	1.04	0	1.04	0	0	NA	NA	1138684	0	0	0
	Life Insurance Corporation of India	0	0	0	0	0	0.00	0	0	0	0.00	0	0.00	0	0	NA	NA	0	0	0	0
(f)	Provident Funds/ Pension Funds	0	0	0	0	0	0.00	0	0	0	0.00	0	0.00	0	0	NA	NA	0	0	0	0
(g)	Asset Reconstruction Companies	0	0	0	0	0	0.00	0	0	0	0.00	0	0.00	0	0	NA	NA	0	0	0	0
(h)	Sovereign Wealth Funds	1	24354	0	0	24354	0.02	24354	0	24354	0.02	0	0.02	0	0	NA	NA	24354	0	0	0
(i)	NBFCs registered with RBI	0	0	0	0	0	0.00	0	0	0	0.00	0	0.00	0	0	NA	NA	0	0	0	0
(j)	Other Financial Institutions	0	0	0	0	0	0.00	0	0	0	0.00	0	0.00	0	0	NA	NA	0	0	0	0
(k)	Any Other (Specify)	0	0	0	0	0	0.00	0	0	0	0.00	0	0.00	0	0	NA	NA	0	0	0	0
	Sub Total (B)(1)	51	10552704	0	0	10552704	9.61	10552704	0	10552704	9.61	0	9.61	0	0	NA	NA	10552704	0	0	0
2	Institutions (Foreign)	0	0	0	0	0	0.00	0	0	0	0.00	0	0.00	0	0	NA	NA	0	0	0	0
(a)	Foreign Direct Investment	0	0	0	0	0	0.00	0	0	0	0.00	0	0.00	0	0	NA	NA	0	0	0	0
(b)	Foreign Venture Capital Investors	0	0	0	0	0	0.00	0	0	0	0.00	0	0.00	0	0	NA	NA	0	0	0	0
(c)	Sovereign Wealth Funds	0	0	0	0	0	0.00	0	0	0	0.00	0	0.00	0	0	NA	NA	0	0	0	0
(d)	Foreign Portfolio Investors Category I	162	5142658	0	0	5142658	4.68	5142658	0	5142658	4.68	0	4.68	0	0	NA	NA	5142658	0	0	0



(e)	Foreign Portfolio Investors Category II	16	214495	0	0	214495	0.20	214495	0	214495	0.20	0	0.20	0	0	NA	NA	214495	0	0	0
(f)	Overseas Depositories (holding DRs) (balancing figure)	0	0	0	0	0	0.00	0	0	0	0.00	0	0.00	0	0	NA	NA	0			
(g)	Any Other (Specify)	0	0	0	0	0	0.00	0	0	0	0.00	0	0.00	0	0	NA	NA	0			
	Sub Total (B)(2)	178	5357153	0	0	5357153	4.88	5357153	0	5357153	4.88	0	4.88	0	0	NA	NA	5357153	0	0	0
3	Central Government/ State Government(s)																				
(a)	Central Government / President of India	0	0	0	0	0	0.00	0	0	0	0.00	0	0.00	0	0	NA	NA	0			
(b)	State Government / Governor	1	100	0	0	100	0.00	100	0	100	0.00	0	0.00	0	0	NA	NA	100	0	0	0
(C)	Shareholding by Companies or Bodies Corporate where Central / State Government is a promoter	0	0	0	0	0	0.00	0	0	0	0.00	0	0.00	0	0	NA	NA	0			
	Sub Total (B)(3)	1	100	0	0	100	0.00	100	0	100	0.00	0	0.00	0	0	NA	NA	100	0	0	0
4	Non-Institutions																				
(a)	Associate companies / Subsidiaries	0	0	0	0	0	0.00	0	0	0	0.00	0	0.00	0	0	NA	NA	0			
(b)	Directors and their relatives (excluding Independent Directors and nominee Directors)	0	0	0	0	0	0.00	0	0	0	0.00	0	0.00	0	0	NA	NA	0			
(C)	Key Managerial Personnel	0	0	0	0	0	0.00	0	0	0	0.00	0	0.00	0	0	NA	NA	0			
(D)	Relatives of promoters (other than 'immediate relatives' of promoters disclosed under 'Promoter and Promoter Group' category)	0	0	0	0	0	0.00	0	0	0	0.00	0	0.00	0	0	NA	NA	0			
(E)	Trusts where any person belonging to 'Promoter and Promoter Group' category is 'trustee', 'beneficiary', or 'author of the trust'	0	0	0	0	0	0.00	0	0	0	0.00	0	0.00	0	0	NA	NA	0			
(f)	Investor Education and Protection Fund (IEPF)	1	667878	0	0	667878	0.60	667878	0	667878	0.60	0	0.60	0	0	NA	NA	667878	0	0	0
(g)	i. Resident individual holding nominal share capital up to Rs. 2 lakhs.	63053	10922354	0	0	10922354	9.94	10922354	0	10922354	9.94	0	9.94	0	0	NA	NA	9750153	0	0	0
(h)	ii. Resident individual holding nominal share capital in excess of Rs. 2 lakhs.	4	6640578	0	0	6640578	6.05	6640578	0	6640578	6.05	0	6.05	0	0	NA	NA	6640578	0	0	0
	Akash Bhanshali	1	5219505	0	0	5219505	4.75	5219505	0	5219505	4.75	0	4.75	0	0	NA	NA	5219505			
(i)	Non Resident Indians (NRIs)	2250	725524	0	0	725524	0.66	725524	0	725524	0.66	0	0.66	0	0	NA	NA	612524	0	0	0
(j)	Foreign Nationals	1	334	0	0	334	0.00	334	0	334	0.00	0	0.00	0	0	NA	NA	334	0	0	0
(k)	Foreign Companies	0	0	0	0	0	0.00	0	0	0	0.00	0	0.00	0	0	NA	NA	0			
(l)	Bodies Corporate	941	6987812	0	0	6987812	6.36	6987812	0	6987812	6.36	0	6.36	0	0	NA	NA	6952472	0	0	0
(m)	Any Other (Specify)	1470	820606	0	0	820606	0.75	820606	0	820606	0.75	0	0.75	0	0	NA	NA		0	0	0
	Trusts	16	35638	0	0	35638	0.03	35638	0	35638	0.03	0	0.03	0	0	NA	NA	35638	0	0	0
	Body Corp-Ltd Liability Partnership	96	280647	0	0	280647	0.26	280647	0	280647	0.26	0	0.26	0	0	NA	NA	280647	0	0	0
	Hindu Undivided Family	1349	501759	0	0	501759	0.46	501759	0	501759	0.46	0	0.46	0	0	NA	NA	501759	0	0	0
	Clearing Member	9	2562	0	0	2562	0.00	2562	0	2562	0.00	0	0.00	0	0	NA	NA	2562	0	0	0
	Sub Total (B)(4)	67720	26765085	0	0	26765076	24.36	26765076	0	26765076	24.36	0	24.36	0	0	NA	NA	25444543	0	0	0
	Total Public Shareholding (B)= (B)(1)+(B)(2)+(B)(3)+b(4)	67950	42675042	0	0	42675042	38.85	42675042	0	42675042	38.85	0	38.85	0	0	NA	NA	42137482	0	0	0

Details of the shareholders acting as persons in Concert including their Shareholding (No. and %): Nil



Bum

Details of Shares which remain unclaimed may be given here along with details such as number of shareholders, outstanding shares held in demat/unclaimed suspense account, voting rights which are frozen etc.: Nil

**Note:**

- (1) PAN would not be displayed on website of Stock Exchange(s).
- (2) The above format needs to be disclosed along with the names of the shareholders holding 1% or more than 1% of shares of the listed entity. Column no. (XIII) is not applicable in the above format.
- (3) W.r.t. the information pertaining to Depository Receipts, the same may be disclosed in the respective columns to the extent information available and the balance to be disclosed as held by custodian.
- (4) Categorization and disclosure of each shareholder category should be carried out in the order prescribed in the above format. If a shareholder is falling under more than one category, then the same shall be classified in the category falling first in the order prescribed in the above format. Shareholding under any of the categories shall be unique and will not be duplicated under multiple categories.
- (5) Sub-categorization of shares under column no.(XV) will be based on shareholding(no. of shares) under the following sub-categories:
  - (i) Shareholder who are represented by a nominee Director on the board of the listed entity or have the right to nominate a representative (i.e. Director) on the board of the listed entity.
  - (ii) Shareholder who have entered into shareholder agreement with the listed entity.
  - (iii) Shareholders acting as persons in concert with promoters.

BUM



## Gujarat Fluorochemicals Limited

Table IV - Statement showing shareholding pattern of the Non Promoter - Non Public shareholder

	Category & Name of the shareholders	Nos. of shareholders	No. of fully paid up equity shares held	Partly paid-up equity shares held	No. of shares underlying Depository Receipts	Total nos. shares held	Shareholding % calculated as per SCRR, 1957 As a % of (A+B+C2)	Number of Voting Rights held in each class of securities			No. of Shares Underlying Outstanding convertible securities (including Warrants)	Shareholding, as a % assuming full conversion of convertible securities ( as a percentage of diluted share capital)	Number of Locked in shares		Number of Shares pledged or otherwise encumbered		Number of equity shares held in dematerialised form	
								No of Voting Rights					Total as a % of (A+B+C)	No. (a)	As a % of total Shares held(b)	No. (a)		As a % of total Shares held(b)
								Class eg: X	Class eg: Y	Total								
(I)	(II)	(III)	(IV)	(V)	(VI)	(VII) = (IV)+(V) + (VI)	(VIII) As a % of (A+B+C2)	(IX)			(X)	(XI)= (VII)+(X) As a % of (A+B+C2)	(XII)		(XIII)	(XIV)		
1	Custodian/DR Holder	0	0	0	0	0	0.00	0	0	0	0.00	0	0.00	0	0.00	NA	NA	0
2	Employee Benefit Trust / Employee Welfare Trust under SEBI (Share based Employee Benefits and Sweat Equity) Regulations, 2021	0	0	0	0	0	0.00	0	0	0	0.00	0	0.00	0	0.00	NA	NA	0
	Total Non-Promoter- Non Public Shareholding (C)= (C)(1)+(C)(2)	0	0	0	0	0	0.00	0	0	0	0.00	0	0.00	0	0.00	NA	NA	0

**Note:**

- (1) PAN would not be displayed on website of Stock Exchange(s).  
(2) The above format needs to be disclosed along with the names of the shareholders holding 1% or more than 1% of shares of the listed entity. Column no. (XIII) is not applicable in the above format.  
(3) W.r.t. the information pertaining to Depository Receipts, the same may be disclosed in the respective columns to the extent information available.



BSCM

**Gujarat Fluorochemicals Limited**  
**Table V- Statement showing details of significant beneficial owners (SBOs)**

Sr. No.	Details of SBO		Details of the registered owner		Details of holding/ exercise of right of the SBO in the reporting company, whether direct or indirect					Date of creation / acquisition of significant beneficial interest
	Name	Nationality	Name	Nationality	Whether by virtue of:					
					Shares	Voting Rights	Rights on distributable dividend or any other distribution	Exercise of Control	Exercise of significant influence	
1	Devendra Kumar Jain	India	Aryavardhan Trading LLP/ Devansh Trademart LLP	India	10.70	10.70	10.70	No	No	-
2	Vivek Kumar Jain	India	Aryavardhan Trading LLP/ Devansh Trademart LLP	India	10.70	10.70	10.70	No	No	-
3	Devansh Jain	India	Aryavardhan Trading LLP/ Devansh Trademart LLP	India	10.70	10.70	10.70	No	No	-

BSM



150

**Gujarat Fluorochemicals Limited**  
**Table VI - Statement showing foreign ownership limits**

Particular	Approved limits (%)	Limits utilized (%)
As on shareholding date (Post proposed Composite Scheme of Arrangement)	100.00	4.88
As on the end of previous 1 <sup>st</sup> quarter	100.00	5.20
As on the end of previous 2 <sup>nd</sup> quarter	100.00	4.82
As on the end of previous 3 <sup>rd</sup> quarter	100.00	4.57
As on the end of previous 4 <sup>th</sup> quarter	100.00	4.51

BSCM



Pre-arrangement Shareholding Pattern**Inox Leasing and Finance Limited**  
Format of holding of specified securities

1. Name of Entity: **Inox Leasing and Finance Limited**
2. Scrip Code/Name of Scrip/Class of Security: **Not Applicable**
3. Share Holding Pattern Filed under: **31(1)b**
4. Share Holding Pattern as on: **30<sup>th</sup> September, 2024**
5. **Declaration: The Listed entity is required to submit the following declaration to the extent of submission of information:**

Sr. No.	Particulars	Yes/No	
1	Whether the Listed Entity has issued any partly paid up shares?	No	
2	Whether the Listed Entity has issued any Convertible Securities or Warrants?	No	
3	Whether the Listed Entity has any shares against which depository receipts are issued?	No	
4	Whether the Listed Entity has any shares in locked-in?	No	
5	Whether any shares held by promoters are pledge or otherwise encumbered?	No	
6	Whether the Company has equity shares with differential voting rights?	No	
7	Whether the Listed Entity has any significant beneficial owner?	Yes	



BSUW

**Inox Leasing and Finance Limited**  
**Table I - Summary Statement holding of specified securities**

Category	Category of shareholder	Nos. of shareholders	No. of fully paid up equity shares held	No. of Partly paid-up equity shares held	No. of shares underlying Depository Receipts	Total nos. shares held	Shareholding as a % of total no. of shares (calculated as per SCRR, 1957)	Number of Voting Rights held in each class of securities				No. of Shares Underlying Outstanding convertible securities (including Warrants)	Shareholding, as a % assuming full conversion of convertible securities (as a percentage of diluted share capital)	Number of Locked in shares		Number of Shares pledged or otherwise encumbered		Number of equity shares held in dematerialised form
								No of Voting Rights			Total as a % of (A+B+C)			No. (a)	As a % of total Shares held(b)	No. (a)	As a % of total Shares held(b)	
								Class eg: X	Class eg: Y	Total								
(I)	(II)	(III)	(IV)	(V)	(VI)	(VII) = (IV)+(V)+(VI)	(VIII) As a % of (A+B+C2)	(IX)				(X)	(XI) = (VII)+(X) As a % of (A+B+C2)	(XII)		(XIII)		(XIV)
(A)	Promoter & Promoter Group	8	9631795	0	0	9631795	97.29	9631795	0	9631795	97.29	0	97.29	0	0	NA	NA	9631795
(B)	Public	1366	268255	0	0	268255	2.71	268255	0	268255	2.71	0	2.71	0	0	NA	NA	161440
(C)	Non Promoter - Non Public				0				0			0		0	0	NA	NA	
(C1)	Shares Underlying DRs	0	0	0	0	0	0.00	0	0	0	0.00	0	0.00	0	0	NA	NA	0
(C2)	Shares Held by Employee Trust	0	0	0	0	0	0.00	0	0	0	0.00	0	0.00	0	0	NA	NA	0
	Total	1374	9900050	0	0	9900050	100.00	9900050	0	9900050	100.00	0	100.00	0	0	NA	NA	9793235



BSM



**Inox Leasing and Finance Limited**  
**Table II - Statement showing shareholding pattern of the Promoter and Promoter Group**

Category & Name of the shareholders	Entity Type	Nos. of shareholders	No. of fully paid up equity shares held	Partly paid-up equity shares held	No. of shares underlying Depository Receipts	Total nos. shares held	Shareholding % calculated as per SCRR, 1957 As a % of (A+B+C2)	Number of Voting Rights held in each class of securities				No. of Shares Underlying Outstanding convertible securities (including Warrants)	Shareholding %, as a % assuming full conversion of convertible securities ( as a percentage of diluted share capital)	Number of Locked in shares		Number of Shares pledged or otherwise encumbered		Number of equity shares held in dematerialised form
								No of Voting Rights			Total as a % of Total Voting Rights			No. (a)	As a % of total Shares held(b)	No. (a)	As a % of total Shares held(b)	
								Class eg: X	Class eg: Y	Total								
(I)		(III)	(IV)	(V)	(VI)	(VII) = (IV)+(V)+(VI)	(VIII) As a % of (A+B+C2)	(IX)				(X)	(XI) = (VII)+(X) As a % of (A+B+C2)	(XII)		(XIII)		(XIV)
<b>1</b>	<b>Indian</b>																	
(a)	Individuals / Hindu Undivided Family	6	9582545	0	0	9582545	96.79	9582545	0	9582545	96.79	0	96.79	0	0	0	0.00	9582545
	Devendra Kumar Jain	Promoter	1	69896	0	0	69896	0.71	69896	0	69896	0.71	0	0.71	0	0	0.00	69896
	Vivek Kumar Jain	Promoter	1	6056035	0	0	6056035	61.17	6056035	0	6056035	61.17	0	61.17	0	0	0.00	6056035
	Devansh Jain	Promoter	1	2339890	0	0	2339890	23.64	2339890	0	2339890	23.64	0	23.64	0	0	0.00	2339890
	Nandita Jain	Promoter	1	1031644	0	0	1031644	10.41	1031644	0	1031644	10.41	0	10.41	0	0	0.00	1031644
	Avarna Jain	Promoter	1	50000	0	0	50000	0.51	50000	0	50000	0.51	0	0.51	0	0	0.00	50000
	Devika Chaturvedi	Promoter Group	1	35080	0	0	35080	0.35	35080	0	35080	0.35	0	0.35	0	0	0.00	35080
(b)	Central Government / State Government(s)		0	0	0	0	0.00	0	0	0	0.00	0	0.00	0	0	0	0.00	0
(c)	Financial Institutions / Banks		0	0	0	0	0.00	0	0	0	0.00	0	0.00	0	0	0	0.00	0
(d)	Any Other (Specify)		2	49250	0	0	49250	0.50	49250	0	49250	0.50	0	0.50	0	0	0	49250
	Bodies Corporate		2	49250	0	0	49250	0.50	49250	0	49250	0.50	0	0.50	0	0	0	49250
	Aryavardhan Trading LLP	Promoter Group	1	24750	0	0	24750	0.25	24750	0	24750	0.25	0	0.25	0	0	0	24750
	Devansh Trademart LLP	Promoter Group	1	24500	0	0	24500	0.25	24500	0	24500	0.25	0	0.25	0	0	0	24500
	<b>Sub Total (A)(1)</b>		<b>8</b>	<b>9631795</b>	<b>0</b>	<b>0</b>	<b>9631795</b>	<b>97.29</b>	<b>9631795</b>	<b>0</b>	<b>9631795</b>	<b>97.29</b>	<b>0</b>	<b>97.29</b>	<b>0</b>	<b>0</b>	<b>0</b>	<b>9631795</b>
<b>2</b>	<b>Foreign</b>																	
(a)	Individuals (Non-Resident Individuals / Foreign Individuals)		0	0	0	0	0.00	0	0	0	0.00	0	0.00	0	0	0	0.00	0
(b)	Government		0	0	0	0	0.00	0	0	0	0.00	0	0.00	0	0	0	0.00	0
(c)	Institutions		0	0	0	0	0.00	0	0	0	0.00	0	0.00	0	0	0	0.00	0
(d)	Foreign Portfolio Investor		0	0	0	0	0.00	0	0	0	0.00	0	0.00	0	0	0	0.00	0



*BCW*

(e)	Any Other (Specify)	0	0	0	0	0	0.00	0	0	0	0.00	0	0.00	0	0	0	0.00	0
	Sub Total (A)(2)	0	0	0	0	0	0.00	0	0	0	0.00	0	0.00	0	0	0	0.00	0
	Total Shareholding Of Promoter And Promoter Group (A)= (A)(1)+(A)(2)	8	9631795	0	0	9631795	97.29	9631795	0	9631795	97.29	0	97.29	0	0	0	0	9631795

Details of Shares which remain unclaimed may be given hear along with details such as number of shareholders, outstanding shares held in demat/unclaimed suspense account, voting rights which are frozen etc.

**Note:**

(1) PAN would not be displayed on website of Stock Exchange(s)

(2) The term 'Encumbrance' has the same meaning as assigned under regulation 28(3) of SEBI (Substantial Acquisition of Shares and Takeovers) Regulations, 2011.

BSW



**Inox Leasing and Finance Limited**  
**Table III - Statement showing shareholding pattern of the Public shareholder**

	Category & Name of the shareholders	Nos. of shareholders	No. of fully paid up equity shares held	Partly paid-up equity shares held	No. of shares underlying Depository Receipts	Total nos. shares held	Shareholding % calculated as per SCRR, 1957 As a % of (A+B+C2)	Number of Voting Rights held in each class of securities				No. of Shares Underlying Outstanding convertible securities (including Warrants)	Shareholding, as a % assuming full conversion of convertible securities ( as a percentage of diluted share capital)	Number of Locked in shares		Number of Shares pledged or otherwise encumbered		Number of equity shares held in dematerialised form	Sub-categorization of shares			
								No of Voting Rights			Total as a % of Total Voting Rights			No. (a)	As a % of total Shares held (b)	No. (a)	As a % of total Shares held (b)		Shareholding (No. of shares) under			
								Class eg: X	Class eg: y	Total									Sub-category (i)	Sub-category (ii)	Sub-category (iii)	
	(I)	(III)	(IV)	(V)	(VI)	(VII) = (IV)+(V)+(VI)	(VIII) As a % of (A+B+C2)	(IX)				(X)	(XI) = (VII)+(X) As a % of (A+B+C2)	(XII)		(XIII)		(XIV)	(XV)			
<b>1</b>	<b>Institutions (Domestic)</b>																					
(a)	Mutual Fund	1	4200	0	0	4200	0.04	4200	0	4200	0.04	0	0.04	0	0	NA	NA	4200	0	0	0	0
(b)	Venture Capital Funds	0	0	0	0	0	0.00	0	0	0	0.00	0	0.00	0	0	NA	NA	0	0	0	0	0
(c)	Alternate Investment Funds	0	0	0	0	0	0.00	0	0	0	0.00	0	0.00	0	0	NA	NA	0	0	0	0	0
(d)	Banks	0	0	0	0	0	0.00	0	0	0	0.00	0	0.00	0	0	NA	NA	0	0	0	0	0
(e)	Insurance Companies	0	0	0	0	0	0.00	0	0	0	0.00	0	0.00	0	0	NA	NA	0	0	0	0	0
	Life Insurance Corporation of India	0	0	0	0	0	0.00	0	0	0	0.00	0	0.00	0	0	NA	NA	0	0	0	0	0
(f)	Provident Funds/ Pension Funds	0	0	0	0	0	0.00	0	0	0	0.00	0	0.00	0	0	NA	NA	0	0	0	0	0
(G)	Asset Reconstruction Companies	0	0	0	0	0	0.00	0	0	0	0.00	0	0.00	0	0	NA	NA	0	0	0	0	0
(h)	Sovereign Wealth Funds	0	0	0	0	0	0.00	0	0	0	0.00	0	0.00	0	0	NA	NA	0	0	0	0	0
(i)	NBFCs registered with RBI	0	0	0	0	0	0.00	0	0	0	0.00	0	0.00	0	0	NA	NA	0	0	0	0	0
(j)	Other Financial Institutions	0	0	0	0	0	0.00	0	0	0	0.00	0	0.00	0	0	NA	NA	0	0	0	0	0
(k)	Any Other (Specify)	0	0	0	0	0	0.00	0	0	0	0.00	0	0.00	0	0	NA	NA	0	0	0	0	0
	Sub Total (B)(1)	1	4200	0	0	4200	0.04	4200	0	4200	0.04	0	0.04	0	0	NA	NA	4200	0	0	0	0
<b>2</b>	<b>Institutions (Foreign)</b>	0	0	0	0	0	0.00	0	0	0	0.00	0	0.00	0	0	NA	NA	0	0	0	0	0
(a)	Foreign Direct Investment	0	0	0	0	0	0.00	0	0	0	0.00	0	0.00	0	0	NA	NA	0	0	0	0	0
(b)	Foreign Venture Capital Investors	0	0	0	0	0	0.00	0	0	0	0.00	0	0.00	0	0	NA	NA	0	0	0	0	0
(c)	Sovereign Wealth Funds	0	0	0	0	0	0.00	0	0	0	0.00	0	0.00	0	0	NA	NA	0	0	0	0	0
(d)	Foreign Portfolio Investors Category I	0	0	0	0	0	0.00	0	0	0	0.00	0	0.00	0	0	NA	NA	0	0	0	0	0
(e)	Foreign Portfolio Investors Category II	0	0	0	0	0	0.00	0	0	0	0.00	0	0.00	0	0	NA	NA	0	0	0	0	0
(f)	Overseas Depositories (holding DRs) (balancing figure)	0	0	0	0	0	0.00	0	0	0	0.00	0	0.00	0	0	NA	NA	0	0	0	0	0
(g)	Any Other (Specify)	0	0	0	0	0	0.00	0	0	0	0.00	0	0.00	0	0	NA	NA	0	0	0	0	0
	Sub Total (B)(2)	0	0	0	0	0	0.00	0	0	0	0.00	0	0.00	0	0	NA	NA	0	0	0	0	0



*BSM*



(4) Categorization and disclosure of each shareholder category should be carried out in the order prescribed in the above format. If a shareholder is falling under more than one category, then the same shall be classified in the category falling first in the order prescribed in the above format. Shareholding under any of the categories shall be unique and will not be duplicated under multiple categories.

(5) Sub-categorization of shares under column no.(XV) will be based on shareholding(no. of shares)under the following sub-categories:

- (i) Shareholder who are represented by a nominee Director on the board of the listed entity or have the right to nominate a representative (i.e. Director) on the board of the listed entity.
- (ii) Shareholder who have entered into shareholder agreement with the listed entity.
- (iii) Shareholders acting as persons in concert with promoters.



BSNW



## Inox Leasing and Finance Limited

Table IV - Statement showing shareholding pattern of the Non Promoter - Non Public shareholder

Category & Name of the shareholders	Nos. of shareholders	No. of fully paid up equity shares held	Partly paid-up equity shares held	No. of shares underlying Depository Receipts	Total nos. shares held	Shareholding % calculated as per SCRR, 1957 As a % of (A+B+C2)	Number of Voting Rights held in each class of securities				No. of Shares Underlying Outstanding convertible securities (including Warrants)	Shareholding, as a % assuming full conversion of convertible securities (as a percentage of diluted share capital)	Number of Locked in shares		Number of Shares pledged or otherwise encumbered		Number of equity shares held in dematerialised form
							No of Voting Rights			Total as a % of (A+B+C)			No. (a)	As a % of total Shares held(b)	No. (a)	As a % of total Shares held(b)	
							Class eg: X	Class eg: y	Total								
(i)	(iii)	(iv)	(v)	(vi)	(vii) = (iv)+(v) + (vi)	(viii) As a % of (A+B+C2)	(ix)				(x)	(xi) = (vii)+(x) As a % of (A+B+C2)	(xii)		(xiii)		(xiv)
1 Custodian/DR Holder	0	0	0	0	0	0.00	0	0	0	0.00	0	0.00	0	0.00	NA	NA	0
2 Employee Benefit Trust / Employee Welfare Trust under SEBI (Share based Employee Benefits and Sweat Equity) Regulations, 2021	0	0	0	0	0	0.00	0	0	0	0.00	0	0.00	0	0.00	NA	NA	0
Total Non-Promoter- Non Public Shareholding (C)= (C)(1)+(C)(2)	0	0	0	0	0	0.00	0	0	0	0.00	0	0.00	0	0.00	NA	NA	0

**Note:**

(1) PAN would not be displayed on website of Stock Exchange(s).

(2) The above format needs to be disclosed along with the names of the shareholders holding 1% or more than 1% of shares of the listed entity. Column no. (XIII) is not applicable in the above format.

(3) W.r.t. the information pertaining to Depository Receipts, the same may be disclosed in the respective columns to the extent information available.



**Inox Leasing and Finance Limited**  
**Table V- Statement showing details of significant beneficial owners (SBOs)**

Sr. No.	Details of SBO		Details of the registered owner		Details of holding/ exercise of right of the SBO in the reporting company, whether direct or indirect					Date of creation / acquisition of significant beneficial interest
	Name	Nationality	Name	Nationality	Whether by virtue of:					
					Shares	Voting Rights	Rights on distributable dividend or any other distribution	Exercise of Control	Exercise of significant influence	
1	Devendra Kumar Jain	India	Aryavardhan Trading LLP/Devansh Traemart LLP	India	97.29	97.29	97.29	No	No	-
2	Vivek Kumar Jain	India	Aryavardhan Trading LLP/Devansh Traemart LLP	India	97.29	97.29	97.29	No	No	-
3	Nandita Jain	India	Aryavardhan Trading LLP/Devansh Traemart LLP	India	97.29	97.29	97.29	No	No	-
4	Devansh Jain	India	Aryavardhan Trading LLP/Devansh Traemart LLP	India	97.29	97.29	97.29	No	No	-
5	Avarna Jain	India	Aryavardhan Trading LLP/Devansh Traemart LLP	India	97.29	97.29	97.29	No	No	-
6	Manju Jain	India	Aryavardhan Trading LLP/Devansh Traemart LLP	India	97.29	97.29	97.29	No	No	-
7	Devika Chaturvedi	India	Aryavardhan Trading LLP/Devansh Traemart LLP	India	97.29	97.29	97.29	No	No	-



*BSCM*

**Inox Leasing and Finance Limited**  
**Table VI - Statement showing foreign ownership limits**

Particular	Approved limits (%)	Limits utilized (%)
As on shareholding date (30 <sup>th</sup> September, 2024)	100.00	0.00
As on the end of previous 1 <sup>st</sup> quarter	100.00	0.00
As on the end of previous 2 <sup>nd</sup> quarter	100.00	0.00
As on the end of previous 3 <sup>rd</sup> quarter	100.00	0.00
As on the end of previous 4 <sup>th</sup> quarter	100.00	0.00

BSW





**Pre-arrangement Shareholding Pattern****Inox Holdings and Investments Limited  
Format of holding of specified securities**

1. Name of Entity: **Inox Holdings and Investments Limited**
2. Scrip Code/Name of Scrip/Class of Security: **Not Applicable**
3. Share Holding Pattern Filed under: **31(1)b**
4. Share Holding Pattern as on: **15<sup>th</sup> November, 2024**
5. **Declaration: The Listed entity is required to submit the following declaration to the extent of submission of information:**

Sr. No.	Particulars	Yes/No	
1	Whether the Listed Entity has issued any partly paid up shares?	No	
2	Whether the Listed Entity has issued any Convertible Securities or Warrants?	No	
3	Whether the Listed Entity has any shares against which depository receipts are issued?	No	
4	Whether the Listed Entity has any shares in locked-in?	No	
5	Whether any shares held by promoters are pledge or otherwise encumbered?	No	
6	Whether the Company has equity shares with differential voting rights?	No	
7	Whether the Listed Entity has any significant beneficial owner?	No	

BSCW



**Inox Holdings and Investments Limited**  
**Table I - Summary Statement holding of specified securities**

Category	Category of shareholder	Nos. of shareholders	No. of fully paid up equity shares held	No. of Partly paid-up equity shares held	No. of shares underlying Depository Receipts	Total nos. shares held	Shareholding as a % of total no. of shares (calculated as per SCRR, 1957)	Number of Voting Rights held in each class of securities			No. of Shares Underlying Outstanding convertible securities (including Warrants)	Shareholding, as a % assuming full conversion of convertible securities (as a percentage of diluted share capital)	Number of Locked in shares		Number of Shares pledged or otherwise encumbered		Number of equity shares held in dematerialised form	
								No of Voting Rights					Total as a % of (A+B+C)	No. (a)	As a % of total Shares held(b)	No. (a)		As a % of total Shares held(b)
								Class eg: X	Class eg: Y	Total								
(I)	(II)	(III)	(IV)	(V)	(VI)	(VII) = (IV)+(V)+(VI)	(VIII) As a % of (A+B+C2)	(IX)			(X)	(XI) = (VII)+(X) As a % of (A+B+C2)	(XII)		(XIII)		(XIV)	
(A)	Promoter & Promoter Group	7	10000	0	0	10000	100.00	10000	0	10000	100.00	0	100.00	0	0	NA	NA	10000
(B)	Public	0	0	0	0	0	0	0	0	0	0	0	0.00	0	0	NA	NA	0
(C)	Non Promoter - Non Public	0	0	0	0	0	0	0	0	0	0	0	0.00	0	0	NA	NA	0
(C1)	Shares Underlying DRs	0	0	0	0	0	0.00	0	0	0	0.00	0	0.00	0	0	NA	NA	0
(C2)	Shares Held by Employee Trust	0	0	0	0	0	0.00	0	0	0	0.00	0	0.00	0	0	NA	NA	0
	Total	7	10000	0	0	10000	100.00	10000	0	10000	100.00	0	100.00	0	0	NA	NA	10000



*BSCW*

**Inox Holdings and Investments Limited**  
**Table II - Statement showing shareholding pattern of the Promoter and Promoter Group**

	Category & Name of the shareholders	Entity Type	Nos. of shareholders	No. of fully paid up equity shares held	Partly paid-up equity shares held	No. of shares underlying Depository Receipts	Total nos. shares held	Shareholding % calculated as per SCRR, 1957 As a % of (A+B+C2)	Number of Voting Rights held in each class of securities				No. of Shares Underlying Outstanding convertible securities (including Warrants)	Shareholding %, as a % assuming full conversion of convertible securities ( as a percentage of diluted share capital)	Number of Locked in shares		Number of Shares pledged or otherwise encumbered		Number of equity shares held in dematerialised form
									No of Voting Rights			Total as a % of Total Voting Rights			No. (a)	As a % of total Shares held(b)	No. (a)	As a % of total Shares held(b)	
									Class eg: X	Class eg: Y	Total								
	(I)		(III)	(IV)	(V)	(VI)	(VII) = (IV)+(V)+(VI)	(VIII) As a % of (A+B+C2)	(IX)				(X)	(XI) = (VII)+(X) As a % of (A+B+C2)	(XII)		(XIII)		(XIV)
<b>1</b>	<b>Indian</b>																		
(a)	Individuals / Hindu Undivided Family		6	6	0	0	6	0.06	6	0	6	0.06	0	0.06	0	0	0	0.00	6
	Devendra Kumar Jain	Promoter	1	1	0	0	1	0.01	1	0	1	0.01	0	0.01	0	0	0	0.00	1
	Vivek Kumar Jain	Promoter	1	1	0	0	1	0.01	1	0	1	0.01	0	0.01	0	0	0	0.00	1
	Avarna Jain	Promoter	1	1	0	0	1	0.01	1	0	1	0.01	0	0.01	0	0	0	0.00	1
	Mukesh Patni	Promoter	1	1	0	0	1	0.01	1	0	1	0.01	0	0.01	0	0	0	0.00	1
	Manish Garg	Promoter	1	1	0	0	1	0.01	1	0	1	0.01	0	0.01	0	0	0	0.00	1
	Shivam Tandon	Promoter	1	1	0	0	1	0.01	1	0	1	0.01	0	0.01	0	0	0	0.00	1
(b)	Central Government / State Government(s)		0	0	0	0	0	0.00	0	0	0	0.00	0	0.00	0	0	0	0.00	0
(c)	Financial Institutions / Banks		0	0	0	0	0	0.00	0	0	0	0.00	0	0.00	0	0	0	0.00	0
(d)	Any Other (Specify)		1	9994	0	0	9994	99.94	9994	0	9994	99.94	0	99.94	0	0	9994	99.94	99.94
	Bodies Corporate		1	9994	0	0	9994	99.94	9994	0	9994	99.94	0	99.94	0	0	9994	99.94	99.94
	Inox Leasing and Finance Limited	Promoter	1	9994	0	0	9994	99.94	9994	0	9994	99.94	0	99.94	0	0	9994	99.94	99.94
	<b>Sub Total (A)[1]</b>		<b>7</b>	<b>10000</b>	<b>0</b>	<b>0</b>	<b>10000</b>	<b>99.94</b>	<b>10000</b>	<b>0</b>	<b>10000</b>	<b>99.94</b>	<b>0</b>	<b>99.94</b>	<b>0</b>	<b>0</b>	<b>10000</b>	<b>99.94</b>	<b>99.94</b>
<b>2</b>	<b>Foreign</b>																		
(a)	Individuals (Non-Resident Individuals / Foreign Individuals)		0	0	0	0	0	0.00	0	0	0	0.00	0	0.00	0	0	0	0.00	0
(b)	Government		0	0	0	0	0	0.00	0	0	0	0.00	0	0.00	0	0	0	0.00	0
(c)	Institutions		0	0	0	0	0	0.00	0	0	0	0.00	0	0.00	0	0	0	0.00	0
(d)	Foreign Portfolio Investor		0	0	0	0	0	0.00	0	0	0	0.00	0	0.00	0	0	0	0.00	0
(e)	Any Other (Specify)		0	0	0	0	0	0.00	0	0	0	0.00	0	0.00	0	0	0	0.00	0



BSCW

Sub Total (A)(2)		0	0	0	0	0	0.00	0	0	0	0.00	0	0.00	0	0	0	0.00	0
Total Shareholding Of Promoter And Promoter Group (A)= (A)(1)+(A)(2)		7	10000	0	0	10000	100	10000	0	10000	100	0	100	0	0	10000	0.00	10000

Details of Shares which remain unclaimed may be given hear along with details such as number of shareholders, outstanding shares held in demat/unclaimed suspense account, voting rights which are frozen etc.

**Note:**

- (1) PAN would not be displayed on website of Stock Exchange(s)
- (2) The term 'Encumbrance' has the same meaning as assigned under regulation 28(3) of SEBI (Substantial Acquisition of Shares and Takeovers) Regulations, 2011.

*BSW*





3	Central Government/ State Government(s)																					
(a)	Central Government / President of India	0	0	0	0	0	0.00	0	0	0	0.00	0	0.00	0	0	NA	NA	0	0	0	0	
(b)	State Government / Governor	0	0	0	0	0	0.00	0	0	0	0.00	0	0.00	0	0	NA	NA	0	0	0	0	
(C)	Shareholding by Companies or Bodies Corporate where Central / State Government is a promoter	0	0	0	0	0	0.00	0	0	0	0.00	0	0.00	0	0	NA	NA	0	0	0	0	
	Sub Total (B)(3)	0	0	0	0	0	0.00	0	0	0	0.00	0	0.00	0	0	NA	NA	0	0	0	0	
4	Non-Institutions	0	0	0	0	0	0.00	0	0	0	0.00	0	0.00	0	0	NA	NA	0	0	0	0	
(a)	Associate companies / Subsidiaries	0	0	0	0	0	0.00	0	0	0	0.00	0	0.00	0	0	NA	NA	0	0	0	0	
(b)	Directors and their relatives (excluding Independent Directors and nominee Directors)	0	0	0	0	0	0.00	0	0	0	0.00	0	0.00	0	0	NA	NA	0	0	0	0	
(C)	Key Managerial Personnel	0	0	0	0	0	0.00	0	0	0	0.00	0	0.00	0	0	NA	NA	0	0	0	0	
(D)	Relatives of promoters (other than 'immediate relatives' of promoters disclosed under 'Promoter and Promoter Group' category)	0	0	0	0	0	0.00	0	0	0	0.00	0	0.00	0	0	NA	NA	0	0	0	0	
(E)	Trusts where any person belonging to 'Promoter and Promoter Group' category is 'trustee', 'beneficiary', or 'author of the trust'	0	0	0	0	0	0.00	0	0	0	0.00	0	0.00	0	0	NA	NA	0	0	0	0	
(f)	Investor Education and Protection Fund (IEPF)	0	0	0	0	0	0.00	0	0	0	0.00	0	0.00	0	0	NA	NA	0	0	0	0	
(g)	i. Resident Individual holding nominal share capital up to Rs. 2 lakhs.	0	0	0	0	0	0.00	0	0	0	0.00	0	0.00	0	0	NA	NA	0	0	0	0	
(h)	ii. Resident individual holding nominal share capital in excess of Rs. 2 lakhs.	0	0	0	0	0	0.00	0	0	0	0.00	0	0.00	0	0	NA	NA	0	0	0	0	
(i)	Non Resident Indians (NRIs)	0	0	0	0	0	0.00	0	0	0	0.00	0	0.00	0	0	NA	NA	0	0	0	0	
(j)	Foreign Nationals	0	0	0	0	0	0.00	0	0	0	0.00	0	0.00	0	0	NA	NA	0	0	0	0	
(k)	Foreign Companies	0	0	0	0	0	0.00	0	0	0	0.00	0	0.00	0	0	NA	NA	0	0	0	0	
(l)	Bodies Corporate	0	0	0	0	0	0.00	0	0	0	0.00	0	0.00	0	0	NA	NA	0	0	0	0	
(m)	Any Other (Specify)	0	0	0	0	0	0.00	0	0	0	0.00	0	0.00	0	0	NA	NA	0	0	0	0	
	Trusts	0	0	0	0	0	0.00	0	0	0	0.00	0	0.00	0	0	NA	NA	0	0	0	0	
	Body Corp-Ltd Liability Partnership	0	0	0	0	0	0.00	0	0	0	0.00	0	0.00	0	0	NA	NA	0	0	0	0	
	Hindu Undivided Family	0	0	0	0	0	0.00	0	0	0	0.00	0	0.00	0	0	NA	NA	0	0	0	0	
	Clearing Member	0	0	0	0	0	0.00	0	0	0	0.00	0	0.00	0	0	NA	NA	0	0	0	0	
	Sub Total (B)(4)	0	0	0	0	0	0.00	0	0	0	0.00	0	0.00	0	0	NA	NA	0	0	0	0	
	Total Public Shareholding (B)= (B)(1)+(B)(2)+(B)(3)+b(4)	0	0	0	0	0	0.00	0	0	0	0.00	0	0.00	0	0	NA	NA	0	0	0	0	

Details of the shareholders acting as persons in Concert including their Shareholding (No. and %): Nil  
 Details of Shares which remain unclaimed may be given hear along with details such as number of shareholders, outstanding shares held in demat/unclaimed suspense account, voting rights which are frozen etc.: Nil

**Note:**

- (1) PAN would not be displayed on website of Stock Exchange(s).
- (2) The above format needs to be disclosed along with the names of the shareholders holding 1% or more than 1% of shares of the listed entity. Column no. (XIII) is not applicable in the above format.
- (3) W.r.t. the information pertaining to Depository Receipts, the same may be disclosed in the respective columns to the extent information available and the balance to be disclosed as held by custodian.



BGM

(4) Categorization and disclosure of each shareholder category should be carried out in the order prescribed in the above format. If a shareholder is falling under more than one category, then the same shall be classified in the category falling first in the order prescribed in the above format. Shareholding under any of the categories shall be unique and will not be duplicated under multiple categories.

(5) Sub-categorization of shares under column no.(XV) will be based on shareholding(no. of shares)under the following sub-categories:

- (i) Shareholder who are represented by a nominee Director on the board of the listed entity or have the right to nominate a representative (i.e. Director) on the board of the listed entity.
- (ii) Shareholder who have entered into shareholder agreement with the listed entity.
- (iii) Shareholders acting as persons in concert with promoters.

*BMW*



**Inox Holdings and Investments Limited**

**Table IV - Statement showing shareholding pattern of the Non Promoter - Non Public shareholder**

Category & Name of the shareholders	Nos. of shareholders	No. of fully paid up equity shares held	Partly paid-up equity shares held	No. of shares underlying Depository Receipts	Total nos. shares held	Shareholding % calculated as per SCRR, 1957 As a % of (A+B+C2)	Number of Voting Rights held in each class of securities			No. of Shares Underlying Outstanding convertible securities (including Warrants)	Shareholding , as a % assuming full conversion of convertible securities ( as a percentage of diluted share capital)	Number of Locked in shares		Number of Shares pledged or otherwise encumbered		Number of equity shares held in dematerialised form	
							No of Voting Rights		Total as a % of (A+B+C)			No. (a)	As a % of total Shares held(b)	No. (a)	As a % of total Shares held(b)		
							Class eg: X	Class eg: y									Total
(I)	(III)	(IV)	(V)	(VI)	(VII) = (IV)+(V) + (VI)	(VIII) As a % of (A+B+C2)	(IX)			(X)	(XI)= (VII)+(X) As a % of (A+B+C2)	(XII)		(XIII)		(XIV)	
1 Custodian/DR Holder	0	0	0	0	0	0.00	0	0	0	0.00	0	0.00	0	0.00	NA	NA	0
2 Employee Benefit Trust / Employee Welfare Trust under SEBI (Share based Employee Benefits and Sweat Equity) Regulations, 2021	0	0	0	0	0	0.00	0	0	0	0.00	0	0.00	0	0.00	NA	NA	0
Total Non-Promoter- Non Public Shareholding (C)= (C)(1)+(C)(2)	0	0	0	0	0	0.00	0	0	0	0.00	0	0.00	0	0.00	NA	NA	0

**Note:**

- (1) PAN would not be displayed on website of Stock Exchange(s).
- (2) The above format needs to be disclosed along with the names of the shareholders holding 1% or more than 1% of shares of the listed entity. Column no. (XIII) is not applicable in the above format.
- (3) W.r.t. the information pertaining to Depository Receipts, the same may be disclosed in the respective columns to the extent information available.



*BSM*



**Inox Holdings and Investments Limited**  
**Table V- Statement showing details of significant beneficial owners (SBOs)**

Sr. No.	Details of SBO		Details of the registered owner		Details of holding/ exercise of right of the SBO in the reporting company, whether direct or indirect					Date of creation / acquisition of significant beneficial interest
	Name	Nationality	Name	Nationality	Whether by virtue of:					
					Shares	Voting Rights	Rights on distributable dividend or any other distribution	Exercise of Control	Exercise of significant influence	
Not Applicable										



*BSUW*

170

**Inox Holdings and Investments Limited**  
**Table VI - Statement showing foreign ownership limits**

<b>Particular</b>	<b>Approved limits (%)</b>	<b>Limits utilized (%)</b>
As on shareholding date (15 <sup>th</sup> November, 2024)	100.00	0.00
As on the end of previous 1 <sup>st</sup> quarter	NA	NA
As on the end of previous 2 <sup>nd</sup> quarter	NA	NA
As on the end of previous 3 <sup>rd</sup> quarter	NA	NA
As on the end of previous 4 <sup>th</sup> quarter	NA	NA

*BSCW*



**Post-arrangement Shareholding Pattern**

**Inox Holdings and Investments Limited  
Format of holding of specified securities**

- 1. Name of Entity: **Inox Holdings and Investments Limited**
- 2. Scrip Code/Name of Scrip/Class of Security: **Not Applicable**
- 3. Share Holding Pattern Filed under: **31(1)b**
- 4. Share Holding Pattern as on: **Post proposed Composite Scheme of Arrangement**
- 5. **Declaration: The Listed entity is required to submit the following declaration to the extent of submission of information:**

Sr. No.	Particulars	Yes/No	
1	Whether the Listed Entity has issued any partly paid up shares?	No	
2	Whether the Listed Entity has issued any Convertible Securities or Warrants?	No	
3	Whether the Listed Entity has any shares against which depository receipts are issued?	No	
4	Whether the Listed Entity has any shares in locked-in?	No	
5	Whether any shares held by promoters are pledge or otherwise encumbered?	No	
6	Whether the Company has equity shares with differential voting rights?	No	
7	Whether the Listed Entity has any significant beneficial owner?	No	



*BSM*

**Inox Holdings and Investments Limited**  
**Table I - Summary Statement holding of specified securities**

Category	Category of shareholder	Nos. of shareholders	No. of fully paid up equity shares held	No. of Partly paid-up equity shares held	No. of shares underlying Depository Receipts	Total nos. shares held	Shareholding as a % of total no. of shares (calculated as per SCRR, 1957)	Number of Voting Rights held in each class of securities				No. of Shares Underlying Outstanding convertible securities (including Warrants)	Shareholding, as a % assuming full conversion of convertible securities (as a percentage of diluted share capital)	Number of Locked in shares		Number of Shares pledged or otherwise encumbered		Number of equity shares held in dematerialised form
								No of Voting Rights			Total as a % of (A+B+C)			No. (a)	As a % of total Shares held(b)	No. (a)	As a % of total Shares held(b)	
								Class eg: X	Class eg: Y	Total								
(I)	(II)	(III)	(IV)	(V)	(VI)	(VII) = (IV)+(V)+(VI)	(VIII) As a % of (A+B+C2)	(IX)				(X)	(XI) = (VII)+(X) As a % of (A+B+C2)	(XII)		(XIII)		(XIV)
(A)	Promoter & Promoter Group	8	9631795	0	0	9631795	97.29	9631795	0	9631795	97.29	0	97.29	0	0	NA	NA	9631795
(B)	Public	1366	268255	0	0	268255	2.71	268255	0	268255	2.71	0	2.71	0	0	NA	NA	161440
(C)	Non Promoter - Non Public				0				0			0			0	NA	NA	
(C1)	Shares Underlying DRs	0	0	0	0	0	0.00	0	0	0	0.00	0	0.00	0	0	NA	NA	0
(C2)	Shares Held by Employee Trust	0	0	0	0	0	0.00	0	0	0	0.00	0	0.00	0	0	NA	NA	0
	Total	1374	9900050	0	0	9900050	100.00	9900050	0	9900050	100.00	0	100.00	0	0	NA	NA	9793235



BUM

**Inox Holdings and Investments Limited**  
**Table II - Statement showing shareholding pattern of the Promoter and Promoter Group**

	Category & Name of the shareholders	Entity Type	Nos. of shareholders	No. of fully paid up equity shares held	Partly paid-up equity shares held	No. of shares underlying Depository Receipts	Total nos. shares held	Shareholding % calculated as per SCRR, 1957 As a % of (A+B+C2)	Number of Voting Rights held in each class of securities				No. of Shares Underlying Outstanding convertible securities (Including Warrants)	Shareholding %, as a % assuming full conversion of convertible securities ( as a percentage of diluted share capital)	Number of Locked in shares		Number of Shares pledged or otherwise encumbered		Number of equity shares held in dematerialised form
									No of Voting Rights			Total as a % of Total Voting Rights			No. (a)	As a % of total Shares held(b)	No. (a)	As a % of total Shares held(b)	
									Class eg: X	Class eg: Y	Total								
	(I)		(III)	(IV)	(V)	(VI)	(VII) = (IV)+(V)+(VI)	(VIII) As a % of (A+B+C2)	(IX)				(X)	(XI)= (VII)+(X) As a % of (A+B+C2)	(XII)		(XIII)		(XIV)
1	Indian																		
(a)	Individuals / Hindu Undivided Family		6	9582545	0	0	9582545	96.79	9582545	0	9582545	96.79	0	96.79	0	0	0	0.00	9582545
	Devendra Kumar Jain	Promoter	1	69896	0	0	69896	0.71	69896	0	69896	0.71	0	0.71	0	0	0	0.00	69896
	Vivek Kumar Jain	Promoter	1	6056035	0	0	6056035	61.17	6056035	0	6056035	61.17	0	61.17	0	0	0	0.00	6056035
	Devansh Jain	Promoter	1	2339890	0	0	2339890	23.64	2339890	0	2339890	23.64	0	23.64	0	0	0	0.00	2339890
	Nandita Jain	Promoter	1	1031644	0	0	1031644	10.41	1031644	0	1031644	10.41	0	10.41	0	0	0	0.00	1031644
	Avarna Jain	Promoter	1	50000	0	0	50000	0.51	50000	0	50000	0.51	0	0.51	0	0	0	0.00	50000
	Devika Chaturvedi	Promoter Group	1	35080	0	0	35080	0.35	35080	0	35080	0.35	0	0.35	0	0	0	0.00	35080
(b)	Central Government / State Government(s)		0	0	0	0	0	0.00	0	0	0	0.00	0	0.00	0	0	0	0.00	0
(c)	Financial Institutions / Banks		0	0	0	0	0	0.00	0	0	0	0.00	0	0.00	0	0	0	0.00	0
(d)	Any Other (Specify)		2	49250	0	0	49250	0.50	49250	0	49250	0.50	0	0.50	0	0	0	0	49250
	Bodies Corporate		2	49250	0	0	49250	0.50	49250	0	49250	0.50	0	0.50	0	0	0	0	49250
	Aryavardhan Trading LLP	Promoter Group	1	24750	0	0	24750	0.25	24750	0	24750	0.25	0	0.25	0	0	0	0	24750
	Devansh Trademart LLP	Promoter Group	1	24500	0	0	24500	0.25	24500	0	24500	0.25	0	0.25	0	0	0	0	24500
	Sub Total (A)(1)		8	9631795	0	0	9631795	97.29	9631795	0	9631795	97.29	0	97.29	0	0	0	0	9631795
2	Foreign																		
(a)	Individuals (Non-Resident Individuals / Foreign Individuals)		0	0	0	0	0	0.00	0	0	0	0.00	0	0.00	0	0	0	0.00	0
(b)	Government		0	0	0	0	0	0.00	0	0	0	0.00	0	0.00	0	0	0	0.00	0
(c)	Institutions		0	0	0	0	0	0.00	0	0	0	0.00	0	0.00	0	0	0	0.00	0
(d)	Foreign Portfolio Investor		0	0	0	0	0	0.00	0	0	0	0.00	0	0.00	0	0	0	0.00	0



*BSM*

(e)	Any Other (Specify)	0	0	0	0	0	0.00	0	0	0	0.00	0	0.00	0	0	0	0.00	0
	Sub Total (A)(2)	0	0	0	0	0	0.00	0	0	0	0.00	0	0.00	0	0	0	0.00	0
	Total Shareholding Of Promoter And Promoter Group (A) = (A)(1)+(A)(2)	8	9631795	0	0	9631795	97.29	9631795	0	9631795	97.29	0	97.29	0	0	0	0	9631795

Details of Shares which remain unclaimed may be given hear along with details such as number of shareholders, outstanding shares held in demat/unclaimed suspense account, voting rights which are frozen etc.

**Note:**

(1) PAN would not be displayed on website of Stock Exchange(s)

(2) The term 'Encumbrance' has the same meaning as assigned under regulation 28(3) of SEBI (Substantial Acquisition of Shares and Takeovers) Regulations, 2011.


*BSCM*



175

Inox Holdings and Investments Limited  
Table III - Statement showing shareholding pattern of the Public shareholder

	Category & Name of the shareholders	Nos. of shareholders	No. of fully paid up equity shares held	Partly paid-up equity shares held	No. of shares underlying Depository Receipts	Total nos. shares held	Shareholding % calculated as per SCRR, 1957 As a % of (A+B+C2)	Number of Voting Rights held in each class of securities				No. of Shares Underlying Outstanding convertible securities (including Warrants)	Shareholding, as a % assuming full conversion of convertible securities (as a percentage of diluted share capital)	Number of Locked in shares		Number of Shares pledged or otherwise encumbered		Number of equity shares held in dematerialised form	Sub-categorization of shares						
								No of Voting Rights			Total as a % of Total Voting Rights			No. (a)	As a % of total Shares held (b)	No. (a)	As a % of total Shares held (b)		Shareholding (No. of shares) under						
								Class eg: X	Class eg: y	Total									Sub-category (i)	Sub-category (ii)	Sub-category (iii)				
	(I)	(III)	(IV)	(V)	(VI)	(VII) = (IV)+(V)+(VI)	(VIII) As a % of (A+B+C2)	(IX)				(X)	(XI) = (VII)+(X) As a % of (A+B+C2)	(XII)		(XIII)		(XIV)	(XV)						
1	Institutions (Domestic)																								
(a)	Mutual Fund	1	4200	0	0	4200	0.04	4200	0	4200	0.04	0	0	0	0	NA	NA	4200	0	0	0	0	0	0	0
(b)	Venture Capital Funds	0	0	0	0	0	0.00	0	0	0	0.00	0	0	0	0	NA	NA	0	0	0	0	0	0	0	0
(c)	Alternate Investment Funds	0	0	0	0	0	0.00	0	0	0	0.00	0	0	0	0	NA	NA	0	0	0	0	0	0	0	0
(d)	Banks	0	0	0	0	0	0.00	0	0	0	0.00	0	0	0	0	NA	NA	0	0	0	0	0	0	0	0
(e)	Insurance Companies	0	0	0	0	0	0.00	0	0	0	0.00	0	0	0	0	NA	NA	0	0	0	0	0	0	0	0
	Life Insurance Corporation of India	0	0	0	0	0	0.00	0	0	0	0.00	0	0	0	0	NA	NA	0	0	0	0	0	0	0	0
(f)	Provident Funds/ Pension Funds	0	0	0	0	0	0.00	0	0	0	0.00	0	0	0	0	NA	NA	0	0	0	0	0	0	0	0
(g)	Asset Reconstruction Companies	0	0	0	0	0	0.00	0	0	0	0.00	0	0	0	0	NA	NA	0	0	0	0	0	0	0	0
(h)	Sovereign Wealth Funds	0	0	0	0	0	0.00	0	0	0	0.00	0	0	0	0	NA	NA	0	0	0	0	0	0	0	0
(i)	NBFCs registered with RBI	0	0	0	0	0	0.00	0	0	0	0.00	0	0	0	0	NA	NA	0	0	0	0	0	0	0	0
(j)	Other Financial Institutions	0	0	0	0	0	0.00	0	0	0	0.00	0	0	0	0	NA	NA	0	0	0	0	0	0	0	0
(k)	Any Other (Specify)	0	0	0	0	0	0.00	0	0	0	0.00	0	0	0	0	NA	NA	0	0	0	0	0	0	0	0
	Sub Total (B)(1)	1	4200	0	0	4200	0.04	4200	0	4200	0.04	0	0	0	0	NA	NA	4200	0	0	0	0	0	0	0
2	Institutions (Foreign)	0	0	0	0	0	0.00	0	0	0	0.00	0	0	0	0	NA	NA	0	0	0	0	0	0	0	0
(a)	Foreign Direct Investment	0	0	0	0	0	0.00	0	0	0	0.00	0	0	0	0	NA	NA	0	0	0	0	0	0	0	0
(b)	Foreign Venture Capital Investors	0	0	0	0	0	0.00	0	0	0	0.00	0	0	0	0	NA	NA	0	0	0	0	0	0	0	0
(c)	Sovereign Wealth Funds	0	0	0	0	0	0.00	0	0	0	0.00	0	0	0	0	NA	NA	0	0	0	0	0	0	0	0
(d)	Foreign Portfolio Investors Category I	0	0	0	0	0	0.00	0	0	0	0.00	0	0	0	0	NA	NA	0	0	0	0	0	0	0	0
(e)	Foreign Portfolio Investors Category II	0	0	0	0	0	0.00	0	0	0	0.00	0	0	0	0	NA	NA	0	0	0	0	0	0	0	0
(f)	Overseas Depositories (holding DRs) (balancing figure)	0	0	0	0	0	0.00	0	0	0	0.00	0	0	0	0	NA	NA	0	0	0	0	0	0	0	0
(g)	Any Other (Specify)	0	0	0	0	0	0.00	0	0	0	0.00	0	0	0	0	NA	NA	0	0	0	0	0	0	0	0
	Sub Total (B)(2)	0	0	0	0	0	0.00	0	0	0	0.00	0	0	0	0	NA	NA	0	0	0	0	0	0	0	0



BSM

3	Central Government/ State Government(s)																					
(a)	Central Government / President of India	0	0	0	0	0	0.00	0	0	0	0.00	0	0.00	0	0	NA	NA	0	0	0	0	
(b)	State Government / Governor	0	0	0	0	0	0.00	0	0	0	0.00	0	0.00	0	0	NA	NA	0	0	0	0	
(C)	Shareholding by Companies or Bodies Corporate where Central / State Government is a promoter	0	0	0	0	0	0.00	0	0	0	0.00	0	0.00	0	0	NA	NA	0	0	0	0	
	Sub Total (B)(3)	0	0	0	0	0	0.00	0	0	0	0.00	0	0.00	0	0	NA	NA	0	0	0	0	
4	Non-Institutions																					
(a)	Associate companies / Subsidiaries	0	0	0	0	0	0.00	0	0	0	0.00	0	0.00	0	0	NA	NA	0	0	0	0	
(b)	Directors and their relatives (excluding Independent Directors and nominee Directors)	0	0	0	0	0	0.00	0	0	0	0.00	0	0.00	0	0	NA	NA	0	0	0	0	
(C)	Key Managerial Personnel	0	0	0	0	0	0.00	0	0	0	0.00	0	0.00	0	0	NA	NA	0	0	0	0	
(D)	Relatives of promoters (other than 'immediate relatives' of promoters disclosed under 'Promoter and Promoter Group' category)	0	0	0	0	0	0.00	0	0	0	0.00	0	0.00	0	0	NA	NA	0	0	0	0	
(E)	Trusts where any person belonging to 'Promoter and Promoter Group' category is 'trustee', 'beneficiary', or 'author of the trust'	0	0	0	0	0	0.00	0	0	0	0.00	0	0.00	0	0	NA	NA	0	0	0	0	
(f)	Investor Education and Protection Fund (IEPF)	1	50000	0	0	0.51	0.00	50000	0	50000	0.51	0	50000	0	0	NA	NA	50000	0	0	0	
(g)	i. Resident Individual holding nominal share capital up to Rs. 2 lakhs.	1331	187939	0	0	187939	1.90	187939	0	187939	1.90	0	1.90	0	0	NA	NA	82724	0	0	0	
(h)	ii. Resident individual holding nominal share capital in excess of Rs. 2 lakhs.	0	0	0	0	0	0.00	0	0	0	0.00	0	0.00	0	0	NA	NA	0	0	0	0	
(i)	Non Resident Indians (NRIs)	3	10916	0	0	10916	0.11	10916	0	10916	0.11	0	0.11	0	0	NA	NA	10916	0	0	0	
(j)	Foreign Nationals	0	0	0	0	0	0.00	0	0	0	0.00	0	0.00	0	0	NA	NA	0	0	0	0	
(k)	Foreign Companies	0	0	0	0	0	0.00	0	0	0	0.00	0	0.00	0	0	NA	NA	0	0	0	0	
(l)	Bodies Corporate	22	11760	0	0	11760	0.12	11760	0	11760	0.12	0	0.12	0	0	NA	NA	10160	0	0	0	
(m)	Any Other (Specify)	8	3440	0	0	3440	0.035	3440	0	3440	0.035	0	0.035	0	0	NA	NA	3440	0	0	0	
	Trusts	0	0	0	0	0	0.00	0	0	0	0.00	0	0.00	0	0	NA	NA	0	0	0	0	
	Body Corp-Ltd Liability Partnership	0	0	0	0	0	0.00	0	0	0	0.00	0	0.00	0	0	NA	NA	0	0	0	0	
	Hindu Undivided Family	8	3440	0	0	3440	0.035	3440	0	3440	0.035	0	0.035	0	0	NA	NA	3440	0	0	0	
	Clearing Member	0	0	0	0	0	0.00	0	0	0	0.00	0	0.00	0	0	NA	NA	0	0	0	0	
	Sub Total (B)(4)	1365	264055	0	0	264055	2.67	264055	0	264055	2.67	0	2.67	0	0	NA	NA	157240	0	0	0	
	Total Public Shareholding (B)= (B)(1)+(B)(2)+(B)(3)+b(4)	1366	268255	0	0	268255	2.710	268255	0	268255	2.710	0	2.710	0	0	NA	NA	161440	0	0	0	

Details of the shareholders acting as persons in Concert including their Shareholding (No. and %): Nil

Details of Shares which remain unclaimed may be given hear along with details such as number of shareholders, outstanding shares held in demat/unclaimed suspense account, voting rights which are frozen etc.: Nil

**Note:**

(1) PAN would not be displayed on website of Stock Exchange(s).

(2) The above format needs to be disclosed along with the names of the shareholders holding 1% or more than 1% of shares of the listed entity. Column no. (XIII) is not applicable in the above format.

(3) W.r.t. the information pertaining to Depository Receipts, the same may be disclosed in the respective columns to the extent information available and the balance to be disclosed as held by custodian.



BCW



177

(4) Categorization and disclosure of each shareholder category should be carried out in the order prescribed in the above format. If a shareholder is falling under more than one category, then the same shall be classified in the category falling first in the order prescribed in the above format. Shareholding under any of the categories shall be unique and will not be duplicated under multiple categories.

(5) Sub-categorization of shares under column no. (XV) will be based on shareholding (no. of shares) under the following sub-categories:

- (i) Shareholder who are represented by a nominee Director on the board of the listed entity or have the right to nominate a representative (i.e. Director) on the board of the listed entity.
- (ii) Shareholder who have entered into shareholder agreement with the listed entity.
- (iii) Shareholders acting as persons in concert with promoters.

BUM



**Inox Holdings and Investments Limited**  
**Table IV - Statement showing shareholding pattern of the Non Promoter - Non Public shareholder**

	Category & Name of the shareholders	Nos. of shareholders	No. of fully paid up equity shares held	Partly paid-up equity shares held	No. of shares underlying Depository Receipts	Total nos. shares held	Shareholding % calculated as per SCRR, 1957 As a % of (A+B+C2)	Number of Voting Rights held in each class of securities			No. of Shares Underlying Outstanding convertible securities (including Warrants)	Shareholding , as a % assuming full conversion of convertible securities ( as a percentage of diluted share capital)	Number of Locked in shares		Number of Shares pledged or otherwise encumbered		Number of equity shares held in dematerialised form	
								No of Voting Rights		Total as a % of (A+B+C)			No. (a)	As a % of total Shares held(b)	No. (a)	As a % of total Shares held(b)		
								Class eg: X	Class eg: y									Total
	(I)	(III)	(IV)	(V)	(VI)	(VII) = (IV)+(V) + (VI)	(VIII) As a % of (A+B+C2)	(IX)			(X)	(XI) = (VII)+(X) As a % of (A+B+C2)	(XII)		(XIII)		(XIV)	
1	Custodian/DR Holder	0	0	0	0	0	0.00	0	0	0	0.00	0	0.00	0	0.00	NA	NA	0
2	Employee Benefit Trust / Employee Welfare Trust under SEBI (Share based Employee Benefits and Sweat Equity) Regulations, 2021	0	0	0	0	0	0.00	0	0	0	0.00	0	0.00	0	0.00	NA	NA	0
	<b>Total Non-Promoter- Non Public Shareholding (C)= (C)(1)+(C)(2)</b>	<b>0</b>	<b>0</b>	<b>0</b>	<b>0</b>	<b>0</b>	<b>0.00</b>	<b>0</b>	<b>0</b>	<b>0</b>	<b>0.00</b>	<b>0</b>	<b>0.00</b>	<b>0</b>	<b>0.00</b>	<b>NA</b>	<b>NA</b>	<b>0</b>

**Note:**

(1) PAN would not be displayed on website of Stock Exchange(s).

(2) The above format needs to be disclosed along with the names of the shareholders holding 1% or more than 1% of shares of the listed entity. Column no. (XIII) is not applicable in the above format.

(3) W.r.t. the information pertaining to Depository Receipts, the same may be disclosed in the respective columns to the extent information available.

BSCM



**Inox Holdings and Investments Limited**  
**Table V- Statement showing details of significant beneficial owners (SBOs)**

Sr. No.	Details of SBO		Details of the registered owner		Details of holding/ exercise of right of the SBO in the reporting company, whether direct or indirect					Date of creation / acquisition of significant beneficial interest
	Name	Nationality	Name	Nationality	Whether by virtue of:					
					Shares	Voting Rights	Rights on distributable dividend or any other distribution	Exercise of Control	Exercise of significant influence	
Not Applicable										

BSCW



180

**Inox Holdings and Investments Limited**  
**Table VI - Statement showing foreign ownership limits**

<b>Particular</b>	<b>Approved limits (%)</b>	<b>Limits utilized (%)</b>
As on shareholding date (Post proposed Composite Scheme of Arrangement)	100.00	0.00
As on the end of previous 1 <sup>st</sup> quarter	NA	NA
As on the end of previous 2 <sup>nd</sup> quarter	NA	NA
As on the end of previous 3 <sup>rd</sup> quarter	NA	NA
As on the end of previous 4 <sup>th</sup> quarter	NA	NA

*BUM*

